



Inventory with Serial and Lot Number

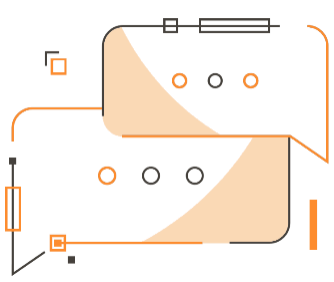
Show Lot and Serial number directly on the Inventory Journal page in Microsoft Dynamics 365 Business Central



Inventory with Serial and Lot Number

App for Microsoft Dynamics 365 Business Central

The Inventory with Serial and Lot Number app allows you to have the lot and serial number directly showed in the Inventory Journal page in Business Central.



Do you want to save time and have the lot and serial number showed directly on the Inventory Journal page?

How it works

Thanks to Inventory with Serial and Lot Number you can:

- Have two specific fields on the Inventory Journal page that show the serial and lot numbers
- Make the system start the process of counting inventory by filling the journal with known quantities
- Print the inventory calculated lines splitted by serial and lot number

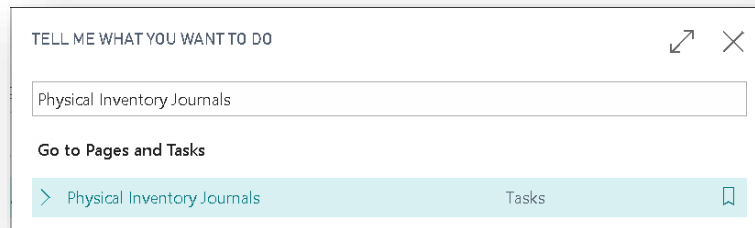
Quick Guide

Ready in a few steps:

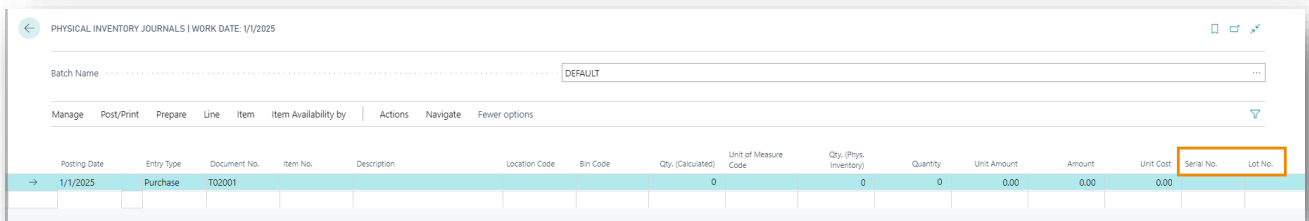
1. Assign a serial and a lot number to an item
2. Post the inventory quantities on the inventory journal
3. Calculate the inventory splitted by Serial and Lot number

Inventory with Serial and Lot Number

On the page Physical Inventory Journals



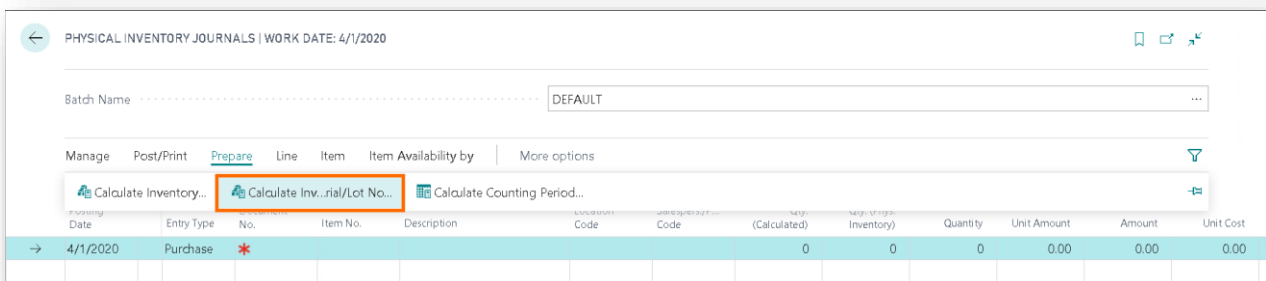
the columns "Serial No. / Lot No." are shown:



Posting Date	Entry Type	Document No.	Item No.	Description	Location Code	Bin Code	Qty. (Calculated)	Unit of Measure Code	Qty. (Phys. Inventory)	Quantity	Unit Amount	Amount	Unit Cost	Serial No.	Lot No.
1/1/2025	Purchase	T02001					0		0	0	0.00	0.00	0.00		

Field	Description
Serial No.	Specifies the serial number associated with the entry.
Lot No.	Specifies the lot number of the item being handled for the associated document line

Select Prepare->Calculate Inventory for Serial/Lot No. in order to calculate the inventory for Serial and Lot number:



Date	Entry Type	No.	Item No.	Description	Code	Code	(Calculated)	Inventory	Quantity	Unit Amount	Amount	Unit Cost
4/1/2020	Purchase	*					0	0	0	0.00	0.00	0.00

CALCULATE INVENTORY SERIAL LOT NO.

Options

Posting Date 4/1/2020

Document No. 1

Items Not on Inventory.

Include Item without Tran... ..

By Dimensions [dropdown] ...

Split by Series or Lot No.

Filter: Item

× No. [dropdown]

+ Filter...

Filter totals by:

× Location Filter [dropdown]

Thanks to the Inventory with Serial and Lot Number we have the calculated lines splitted by Serial and Lot Nos:

← PHYSICAL INVENTORY JOURNALS | WORK DATE: 01/04/2020

Batch Name DEFAULT

Manage Post/Print Prepare Line Item Item Availability by Actions Navigate Fewer options

Posting Date	Description	Location Code	Salespers./P... Code	Qty. (Calculated)	Qty. (Phys. Inventory)	Quantity	Unit Amount	Amount	Unit Cost	Applies-to Entry	Serial No.	Lot No.	De Co
01/04/2020	Scrivanina ATENE			4	4	0	784,60	0,00	784,60	0			
01/04/2020	Scrivanina ATENE	PRINCIPALE		1	1	0	784,60	0,00	784,60	0	NS-1	LOTTO-1	
01/04/2020	Scrivanina ATENE	PRINCIPALE		1	1	0	784,60	0,00	784,60	0	NS-2	LOTTO-2	
01/04/2020	Cassettiera ATENE			5	5	0	339,90	0,00	339,90	0			
01/04/2020	Sedia girevole LONDRA, blu			3	3	0	148,90	0,00	148,90	0			
01/04/2020	Tavolo conf. ANTWERP			10	10	0	508,00	0,00	508,00	0			
01/04/2020	Lampada AMSTERDAM			8	8	0	43,10	0,00	43,10	0			
01/04/2020	Sedia ospiti BERLINO, gialla			100	100	0	151,10	0,00	151,10	0			
01/04/2020	Sedia ospiti ROMA, verde			2	2	0	151,10	0,00	151,10	0			
01/04/2020	Sedia ospiti TOKYO, blu			4	4	0	151,10	0,00	151,10	0			
01/04/2020	Sedia girevole MESSICO, nera EST			3	3	0	148,90	0,00	148,90	0			

Subscription

Some features of the Inventory with Serial and Lot Number app require a subscription.

The subscription can be activated from Subscription control panel or directly from the notification messages that the system proposes, by clicking on the link that allows you to start the subscription wizard

Contact us for more info:

www.eos-solutions.it/en/contact-support.html



www.eos-solutions.it