

Azure & Office 365

Bologna, 27/03/2019

Luca Borio, Team Leader Cloud Services



2018/2019
INNER CIRCLE
for Microsoft Dynamics



www.eos-solutions.it

Agenda

01 Azure, dalla continuità di servizio alla sicurezza dei dati

02 Azure, estensione del datacenter locale sul cloud

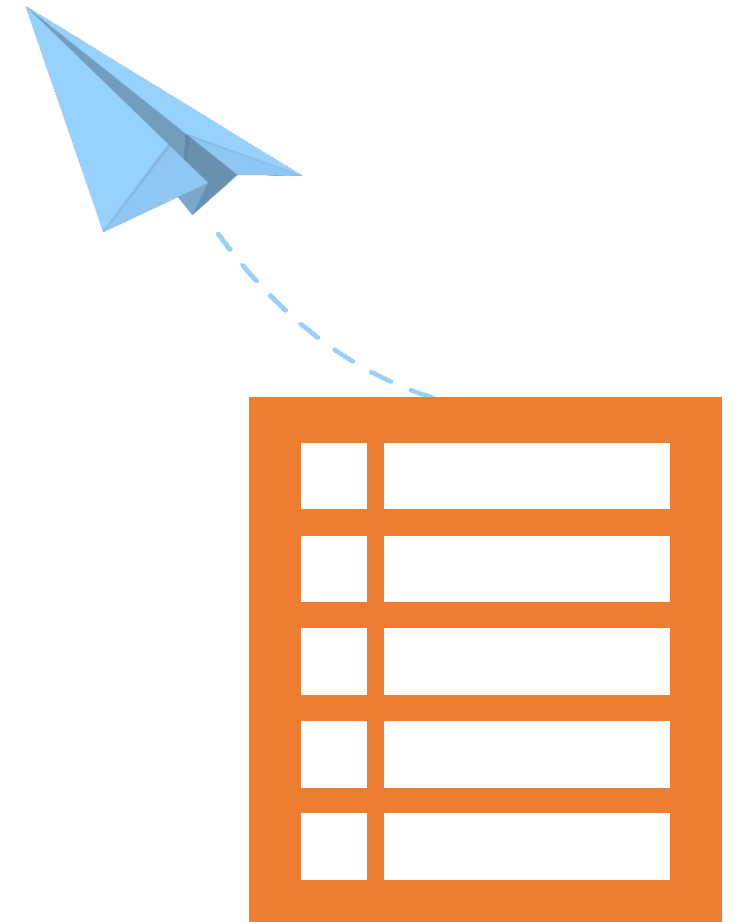


Coffee Break

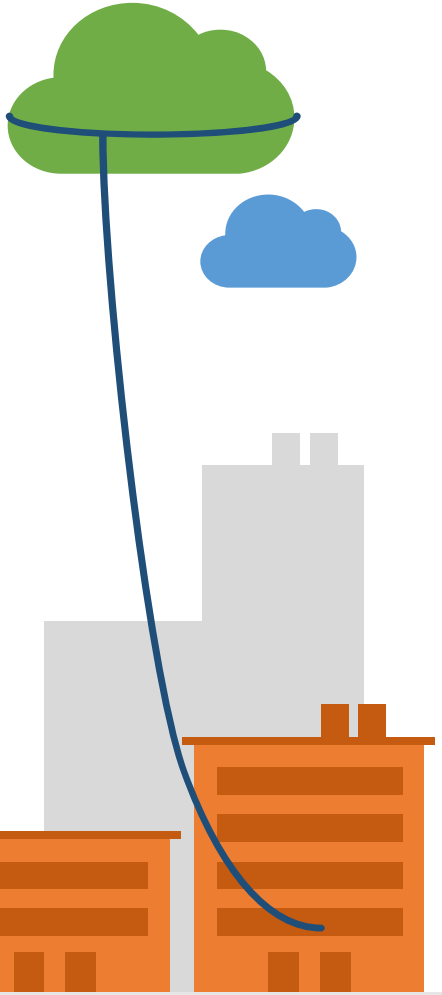
03 Da licenza a servizio (da Office a Microsoft 365)

04 Microsoft 365 & Produttività: Teams e Planner

05 Microsoft 365 & Sicurezza: Intune



Microsoft Azure - Sicura, aperta e flessibile



Sicura

- ➔ Security at core
- ➔ Privacy by design
- ➔ Compliance and reliability commitments

1B+

customers use Microsoft Cloud in 20M businesses from 89+ countries

200+

online services delivered 24x7x365

\$15B+

investment in building Microsoft cloud infrastructure

Aperta e Flessibile

- ➔ Consistence experiences across devices

Support for Windows, iOS and Android

Single sign-on to 1,400+ SaaS applications

- ➔ All data, any size, anywhere

Process big data on the platform you choose

Store, access, combine, and analyze data on-premises to cloud, relational & non-relational

- ➔ Extensible app development

Use language, cloud services, and framework you prefer

Collaborate, plan, develop, test, deploy, and monitor apps across environments and devices

- ➔ Flexible infrastructure

Run, manage, and monitor heterogeneous IT environment

Affidati al cloud con la conformità più completa del settore



GLOBAL

ISO 27001	ISO 27018	ISO 27017	ISO 22301	SOC 1 Type 2	SOC 2 Type 2	SOC 3	CSA STAR Self-Assessment	CSA STAR Certification	CSA STAR Attestation

US GOV

Moderate JAB P-ATO	High JAB P-ATO	DoD DISA SRG Level 2	DoD DISA SRG Level 4	SP 800-171	FIPS 140-2	Section 508 VPAT	ITAR	CJIS	IRS 1075

INDUSTRY

PCI DSS Level 1	CDSA	MPAA	FACT UK	Shared Assessments	FISC Japan	HIPAA / HITECH Act	HITRUST	GxP 21 CFR Part 11	MARS-E	IG Toolkit UK	FERPA	GLBA	FFIEC

REGIONAL

EE GDPR	EU Model Clauses	UK G-Cloud	China DJCP	China GB 18030	China TRUCS	Singapore MTCS	Australia IRAP/CCSL	New Zealand GCIO	Japan My Number Act	ENISA IAF	Japan CS Mark Gold	Spain ENS	Spain DPA	India MeitY	Canada Privacy Laws	Privacy Shield



www.eos-solutions.it

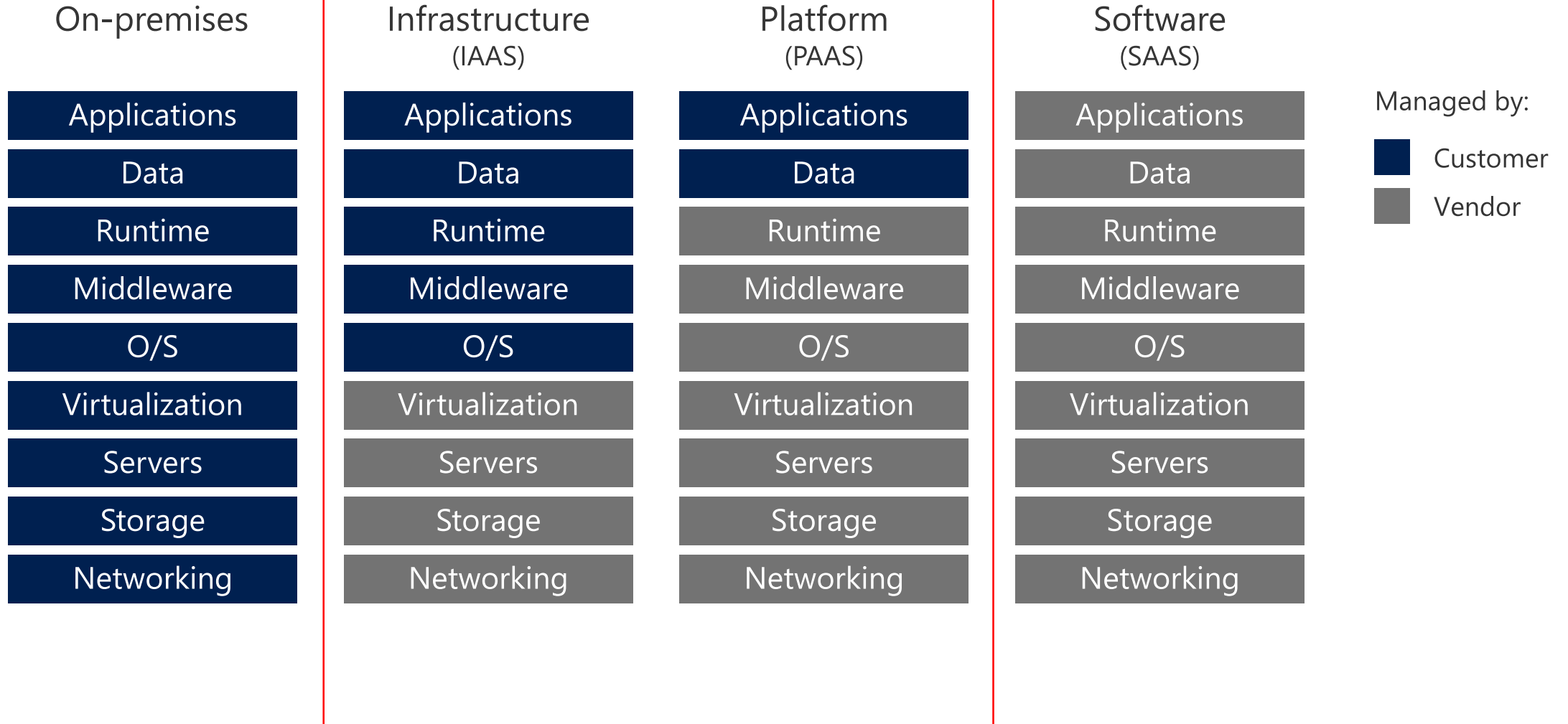
Germany IT Grundschutz workbook

Copertura mondiale grazie a una rete globale di data center

36 Regions Worldwide, 24 Generally Available...



Tipi di servizi cloud: IaaS, PaaS, SaaS



Azure include più di 100 servizi con straordinari strumenti end-to-end per contribuire al tuo successo.

Compute

Virtual Machines	Virtual Machine Scale Sets
Azure Container Service	Azure Container Registry
Functions	Batch
Service Fabric	Cloud Services

Web & Mobile

Web Apps	Mobile Apps
Logic Apps	API Apps
Content Delivery Network	Media Services
Search	

Networking

Virtual Network	Load Balancer
Application Gateway	VPN Gateway
Azure DNS	Traffic Manager
ExpressRoute	Network Watcher

Databases

SQL Database	SQL Data Warehouse
SQL Server Stretch Database	DocumentDB
Redis Cache	Data Factory

Security + Identity

Security Center	Key Vault
Azure Active Directory	B2C
Domain Services	Multi-Factor Authentication

Storage

Storage: Blobs, Tables, Queues, Files, Disks	Data Lake Store
StorSimple	Azure Backup
Site Recovery	

Intelligence & Analytics

HDInsight	Machine Learning
Cognitive Services	Azure Bot Service*
Data Lake Analytics	Power BI Embedded
Azure Analysis Services	

Internet of Things & Enterprise Integration

Azure IoT Hub	Event Hubs
Stream Analytics	Notification Hubs
BizTalk Services	Service Bus
Data Catalog	

Monitoring & Management

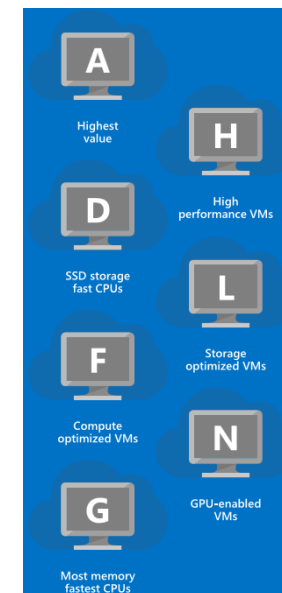
Azure Portal	Azure Resource Manager	Azure Advisor	Azure Monitor	Log Analytics	Automation	Scheduler
--------------	------------------------	---------------	---------------	---------------	------------	-----------

Un sistema performante



Scegli la tipologia e la quantità di risorse da dedicare ai tuoi servizi come ad es.:

- virtual machine
- database
- storage




Scalare il tuo sistema per aumentare o diminuire le risorse dedicate è facile e veloce.

Puoi aprire il tuo nuovo punto vendita o attrezzare il tuo nuovo magazzino aumentando la potenza in pochi attimi.

Le soluzioni di backup

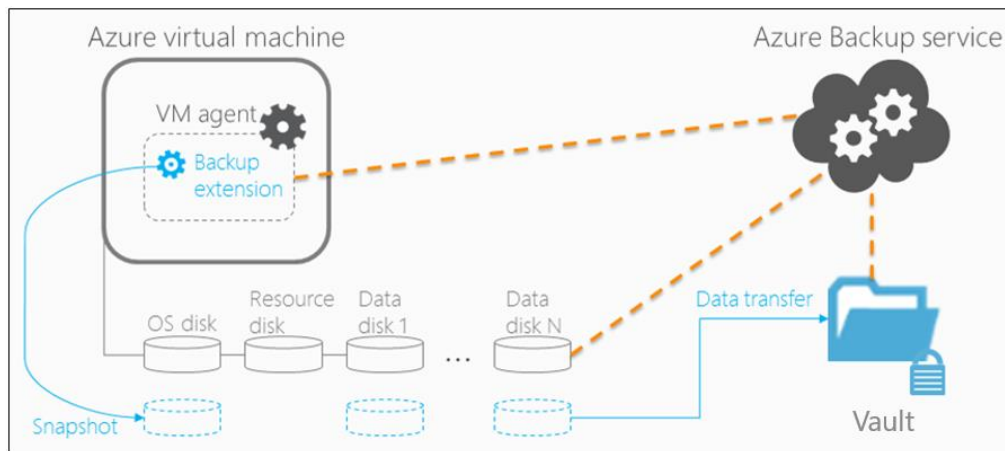
Database backup



Il backup del database SQL utilizza un servizio BLOB storage di Azure con possibilità di georidondanza



Virtual machine



Il backup delle virtual machine viene eseguito con un servizio di backup Azure con georidondanza utilizzando un agent



Comparazione dei costi On-Premise vs Cloud

On-Premise

Costo iniziale hardware: server, rete, storage, firewall

Alimentazione e climatizzazione

Manutenzione hardware

Licenze software virtualizzazione

Licenze sistemi operativi

Licenze software backup e antivirus

Risorse IT

Cloud

Paghi i servizi che stai consumando in base alle risorse impegnate:

Virtual machine

Storage

Backup

Banda

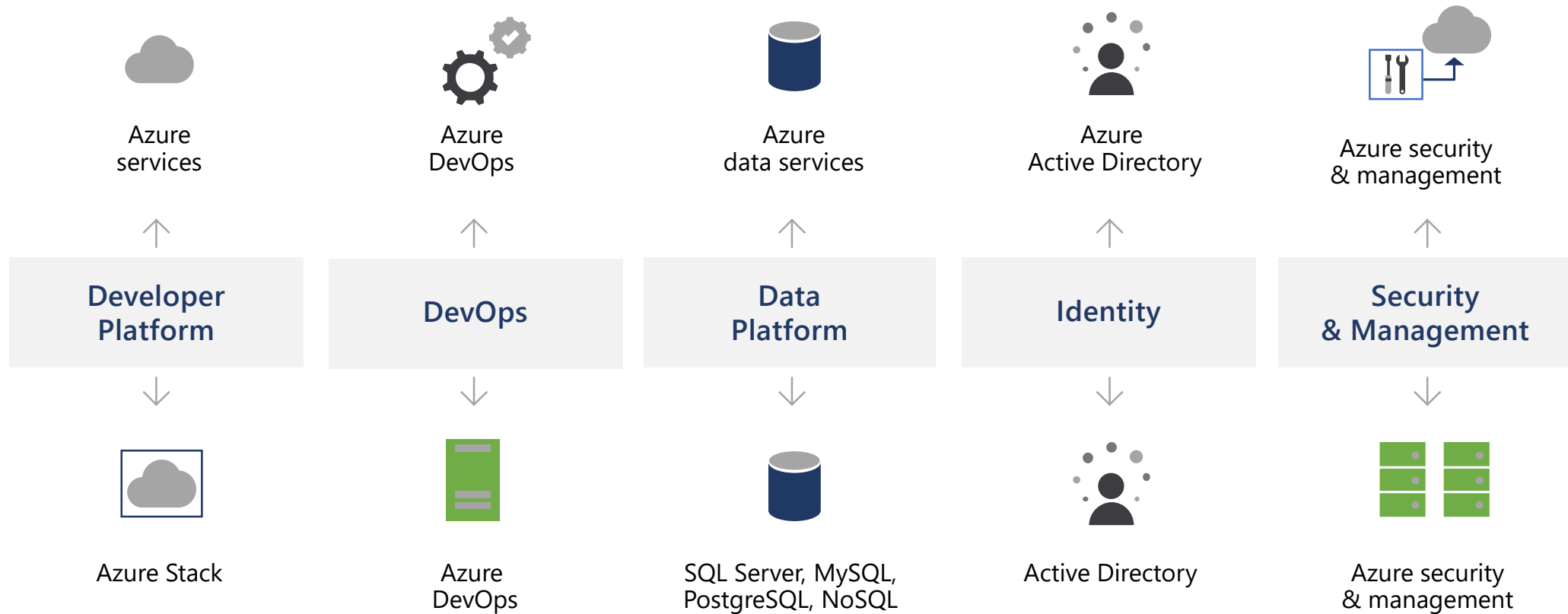


VS



Azure: Hybrid

The only consistent, comprehensive hybrid cloud



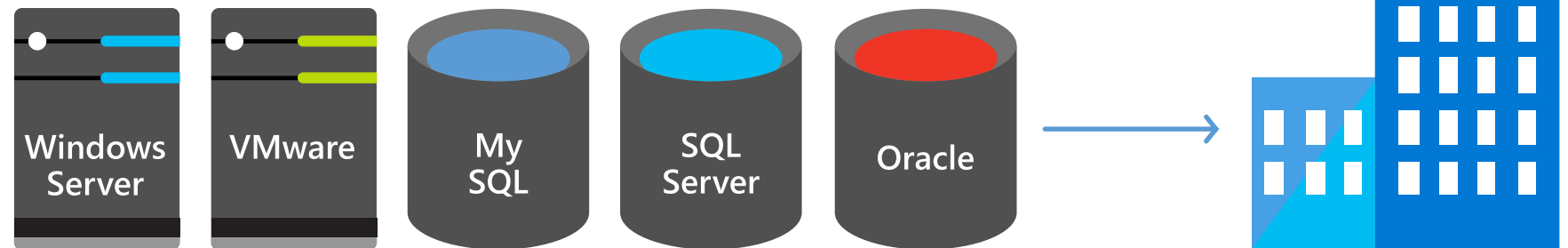
Azure Migrate

Assess on-premises workloads

Built-in hypervisor analysis + support

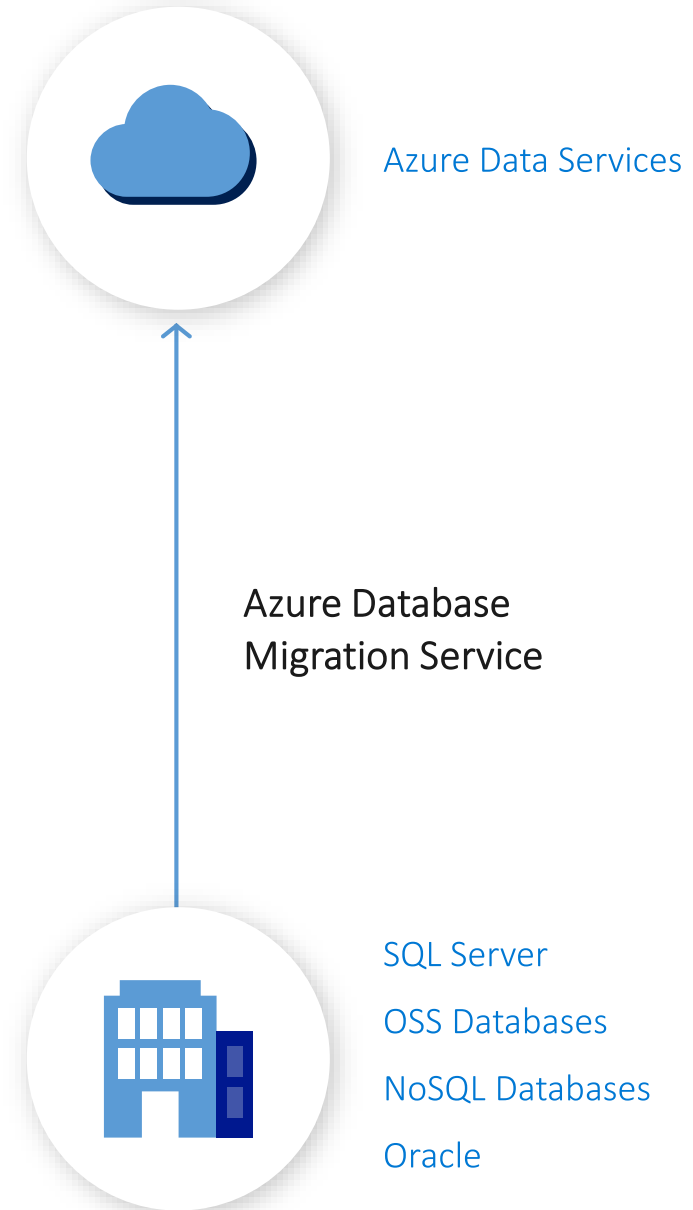
Automated migration to Azure

Azure



Database migration

- Maximize current on-premises investments, while enabling new cutting-edge experiences
- Migrate on-premises databases—SQL Server, PostgreSQL, MySQL, MongoDB, Cassandra, Oracle
- Fully automated lift and shift to the cloud





2013



Office 365

Tecnologia di classe enterprise
ora a portata di qualsiasi azienda

Costi di progetto ed implementazione
fortemente abbattuti

I reseller possono offrire – ed amministrare
più tecnologia, realizzando marginalità
più elevate e seguendo un numero
di progetti superiore



2017

Microsoft 365

Office 365
+
Windows 10
+
Enterprise Mobility & Security

Teamwork trends

- Diverse
5 generations work together
- Team-based and collaborative
80% of employee time is spent collaborating
- Global
72% of workers will be working remotely in 2020



Microsoft Teams

The hub for teamwork
in Microsoft 365



Communicate
through chat, meetings & calls



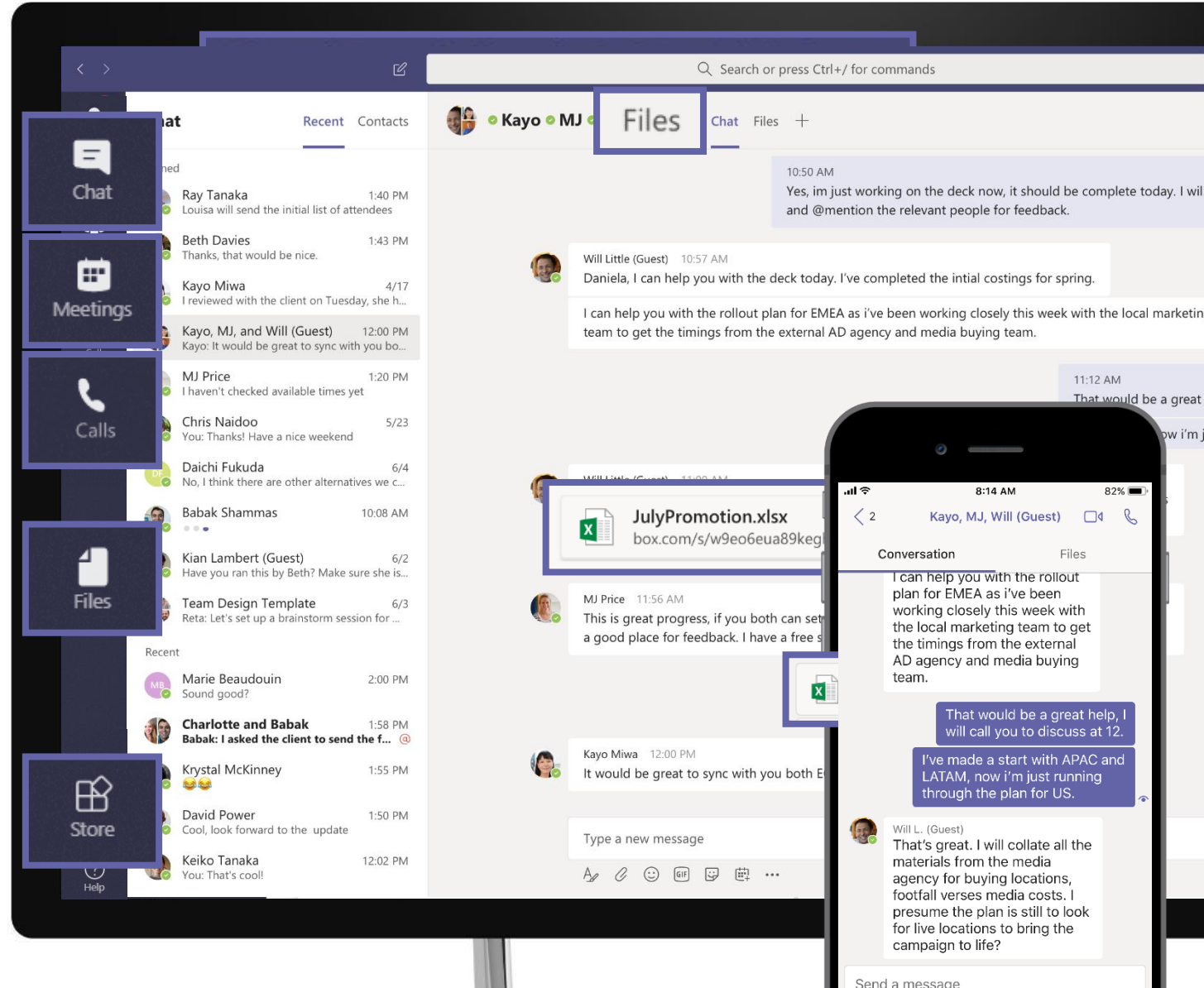
Collaborate
with deeply integrated Office 365 apps



Customize & extend
with 3rd party apps, processes, and devices



Work with confidence
enterprise level security, compliance, and
manageability



Teams is the fastest growing business app in Microsoft history

329,000

organizations use Teams

87


Fortune 100 companies
use Teams

44

languages are
supported in Teams

60

customers have 10,000 or
more active users





Communicate through chat

Communicate across geographies, languages and organizations

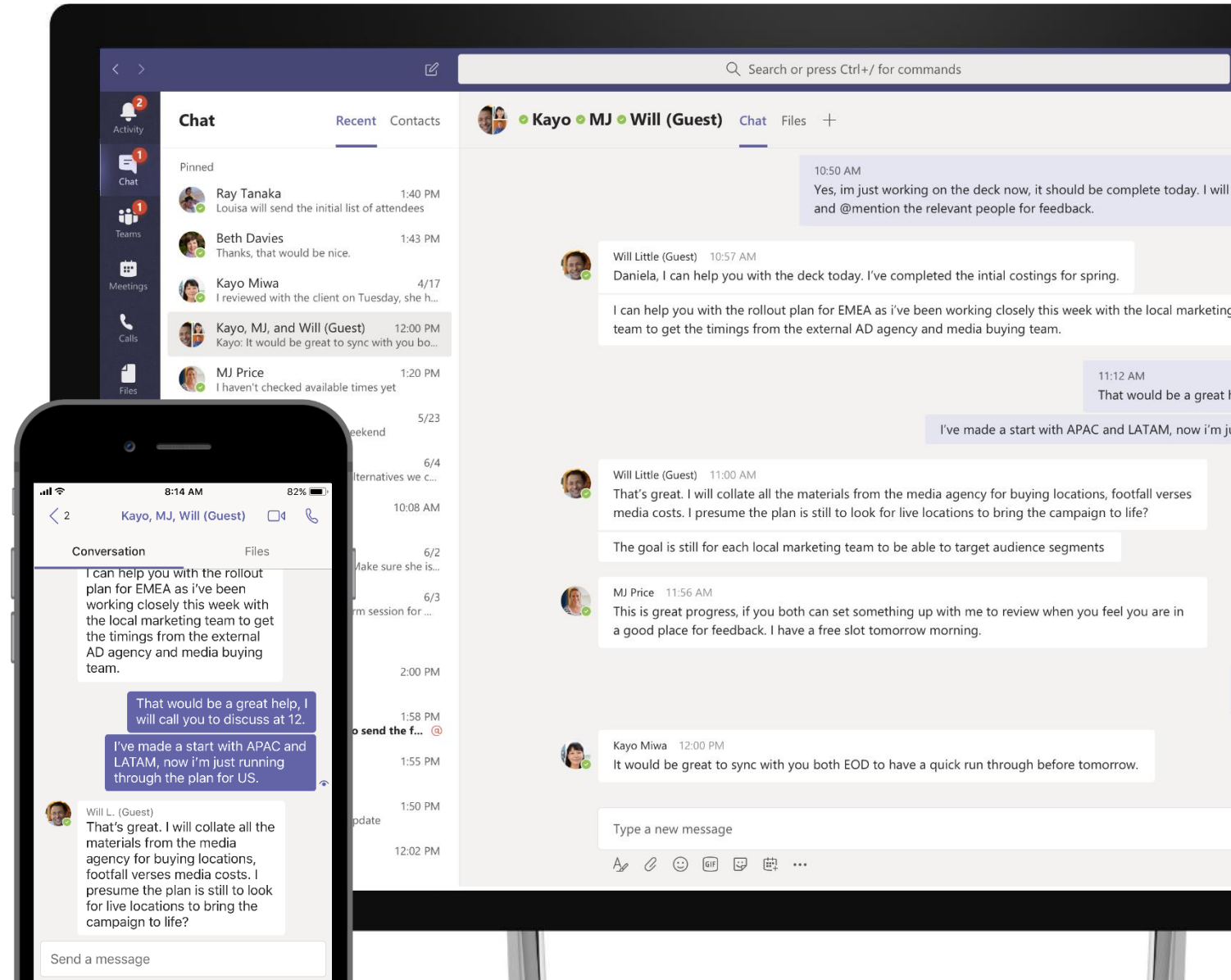
Share information in an open and transparent way with **threaded, persistent channel discussions**

Stay in sync with **1:1 or group chats**

Communicate across geographies, languages, and organizations with **guest access, federation, and translation**

Humanize the workplace with **gifs, stickers, emojis**

Available across **mobile, desktop, browser**, and a wide range of devices, from headsets to Surface Hub to meeting room devices





Communicate through meetings

Communicate from anywhere with a complete meeting solution

Stay connected with a **complete meeting solution** supporting sharing, video and audio conferencing

Engage in **all types of meetings**—spontaneous, scheduled, external and large 1:manys

Get work done faster by having **context and content at your fingertips**

Stay in the know with meeting recordings with **transcription and translation**, indexed for searching

Join from a **range of platforms and devices**, including desktop, browser, mobile, and meeting room devices





Communicate through calling

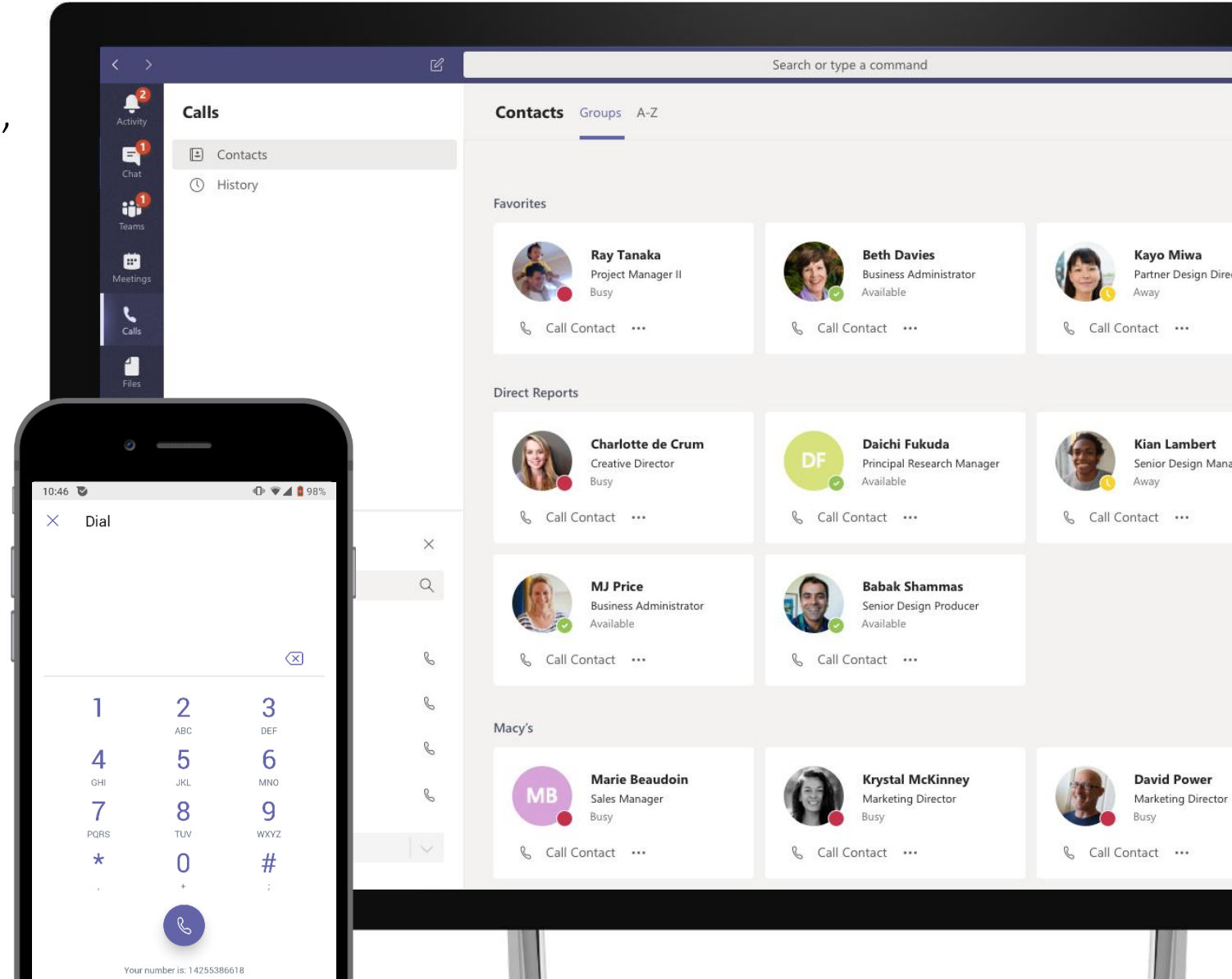
Connect with anyone through Phone System, Calling Plans, or Direct Routing

Provide software, service and phone lines for each user with [Microsoft Calling Plans](#)

Keep your voice trunks and configure as needed with [Microsoft Direct Routing](#)

Leverage [key calling features](#), including consultative transfer, voicemail, delegation, Auto Attendant, & call quality reporting

[Future support](#) for Call Park, Group Call Pickup, Shared Line Appearance, & Location-Based Routing





Collaborate with integrated Office 365 apps

Quick access to the apps you love

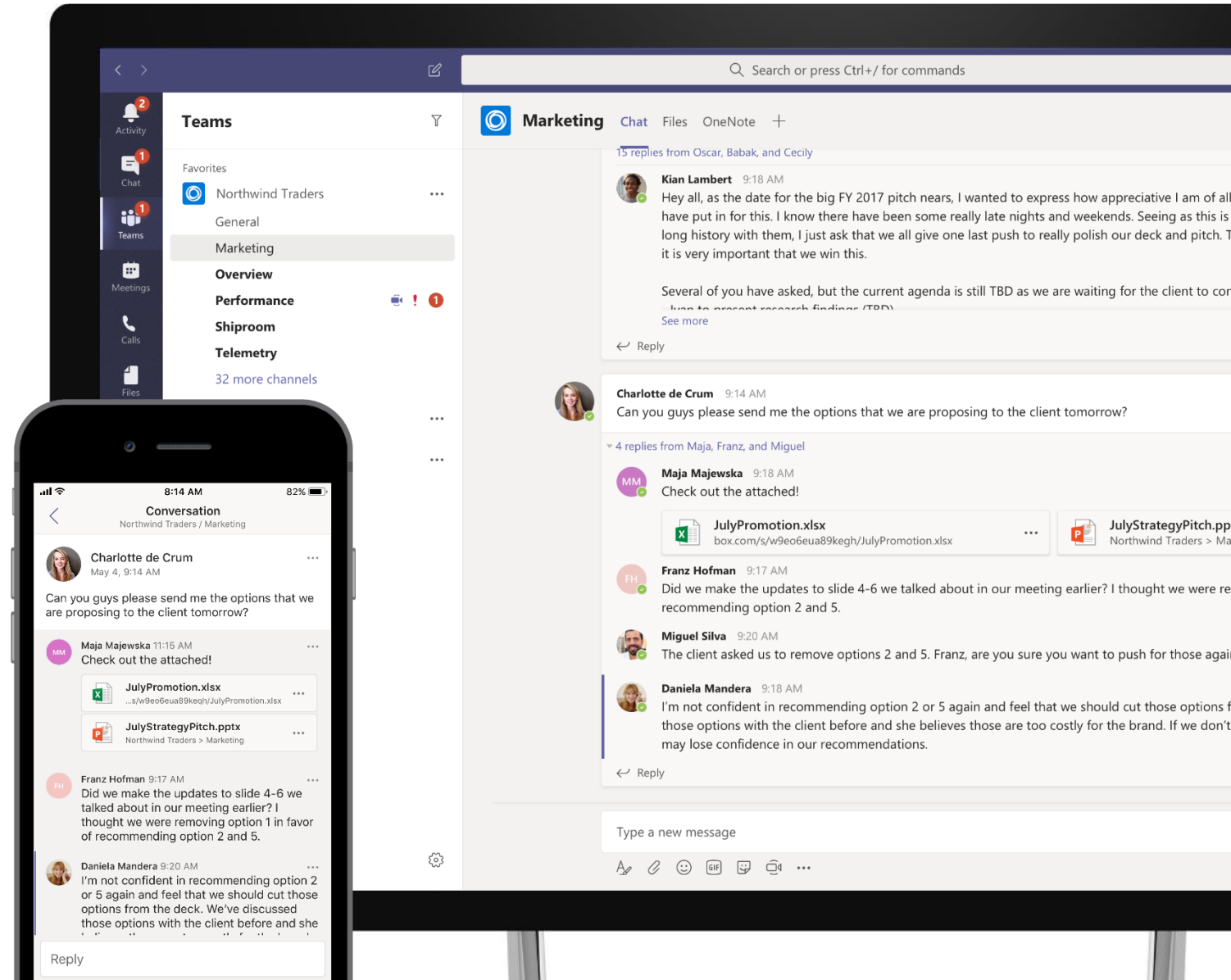
Access your files along with related chats and apps in one consolidated workspace

Share and co-author Office and other files within the app

Reduce context switching with built in access to Office 365 apps—SharePoint, OneNote, Power BI, Planner, Flow and PowerApps

Search across people, files and chats to find what you need—leveraging intelligence from the Microsoft Graph

Keep the whole team in the loop with email integration and notifications





Customize and extend

Personalize your workspace to include the apps and services you love

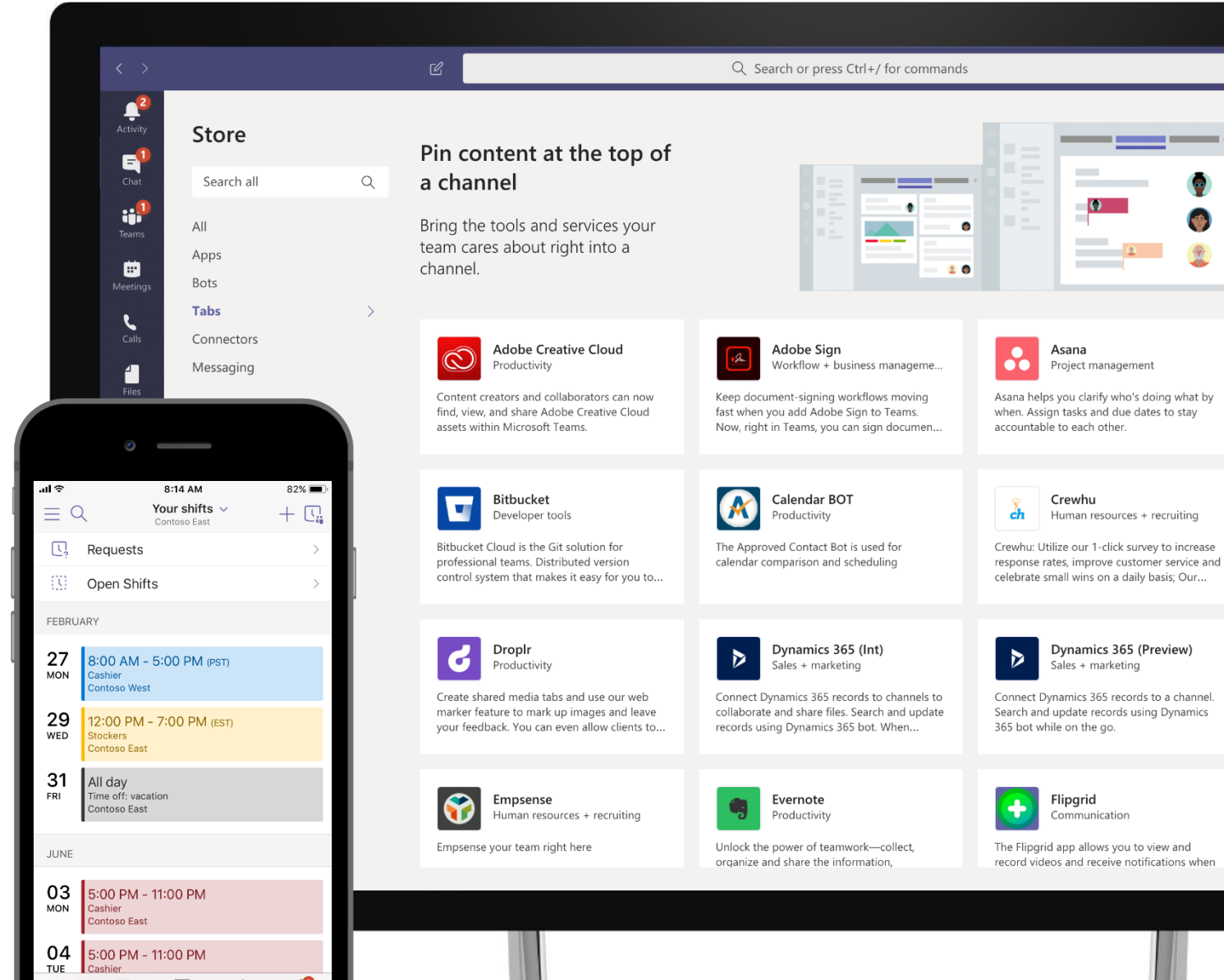
Customize your channels by [pinning important files, apps, or dashboard](#) for easy reference

Add [3rd-party services](#) so the team can quickly access information when needed

[Integrate workflows](#) to simplify processes and accelerate decision-making

Build integrations to existing business apps with the [Teams developer platform](#)

[Empower Firstline Workers](#) with tools to succeed every day, including schedule management





Work with confidence



Get built-in security, compliance and manageability from Office 365

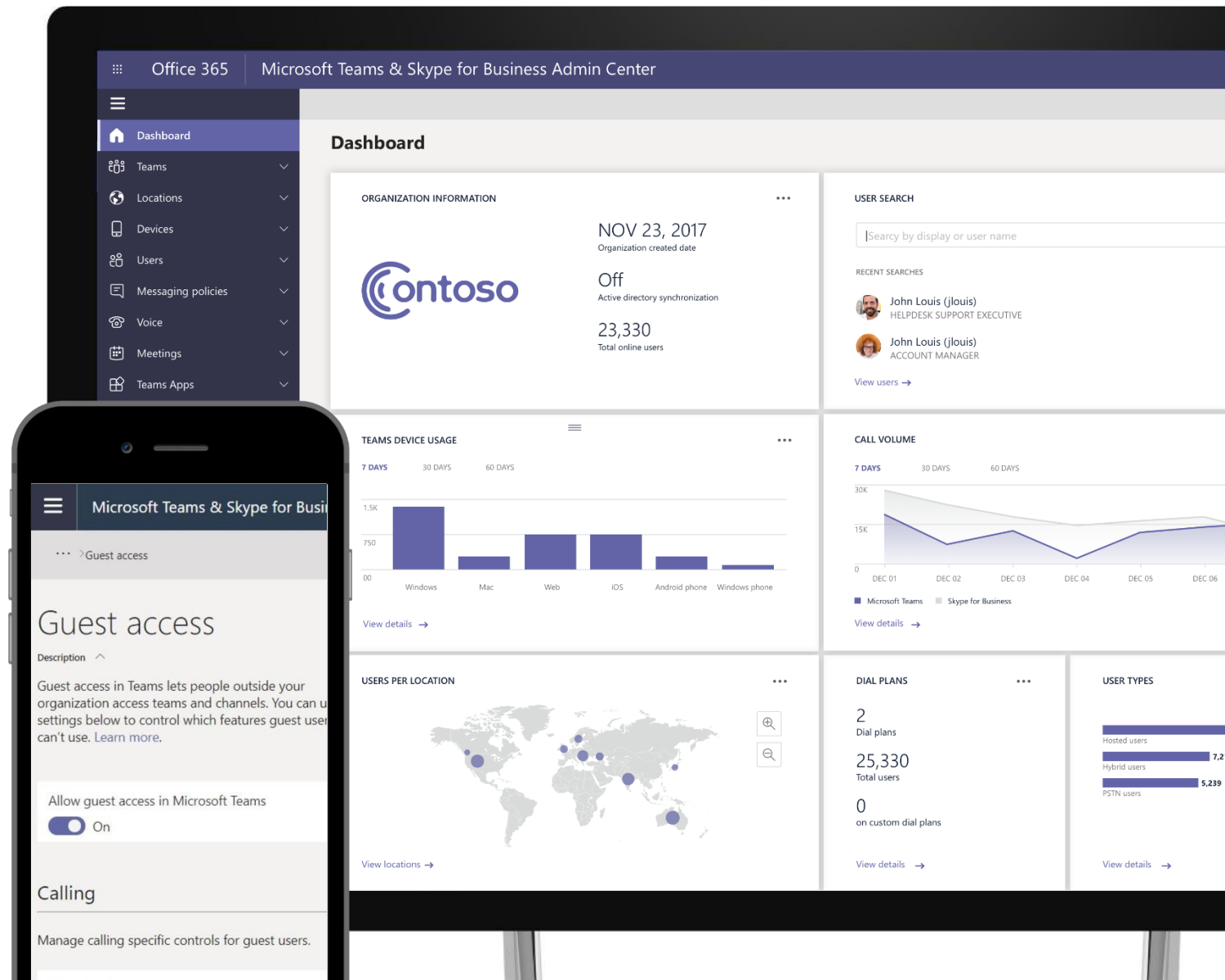
Global hyper-scale cloud, including ability for local data residency and global peering points for meeting join

Compliance leadership with EU Model Clauses, SOC 1 and 2, HIPAA, GDPR, and more

Built-in information protection, including eDiscovery, Data Loss Prevention, legal hold, and audit

Multi-factor authentication for enhanced identity protection and secure guest access

Manage all aspects—users, usage and settings—In a single admin experience



Microsoft Teams devices

Access intelligent comms

Smarter and faster ways to connect and collaborate with your devices

Built for purpose

Devices optimized for your spaces and work styles


Work with confidence

Certified devices, with high quality video and audio, enterprise-grade security, and easy set up and management

Office.com/teamsdevices

A range of certified devices in every size, for every space and working style

Personal devices



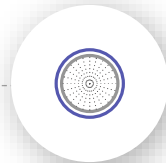
Headset




Desk phone



Mobile phone station



Speaker puck

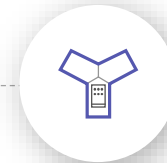


Mobile phone



PC

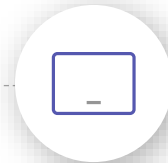
Shared devices



Conference Room Phone



Skype Room Systems



Large screen collaboration device

AI in Teams

Transforming collaboration
& communication



Insightful



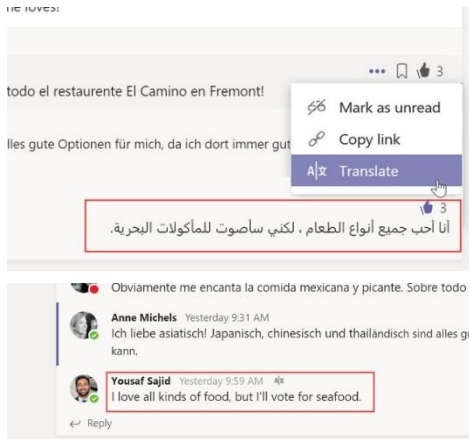
Proactive



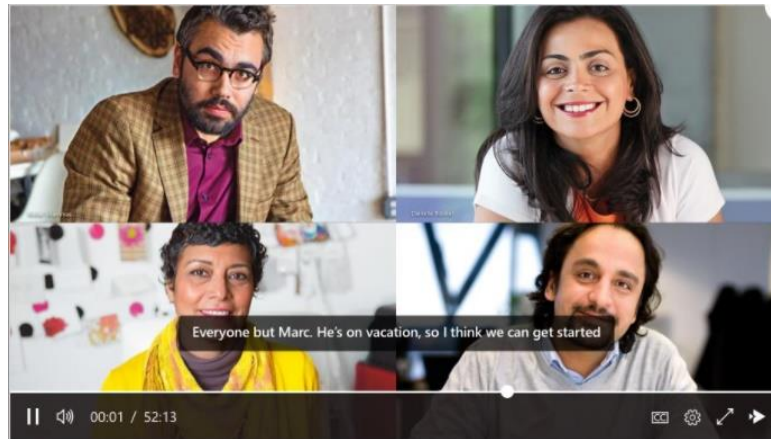
Adaptive



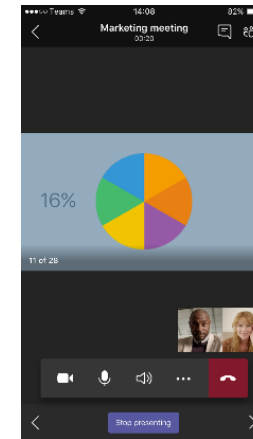
AI in Teams — available today!



Inline Message Translation



Meeting Recording Transcription



Mobile Companion Mode



Background Blur

Teams devices which enhance the meeting and calling experience


Room Systems



Personal Phones



Conference Room Phones

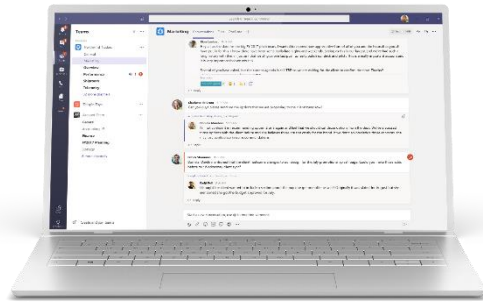


Peripherals



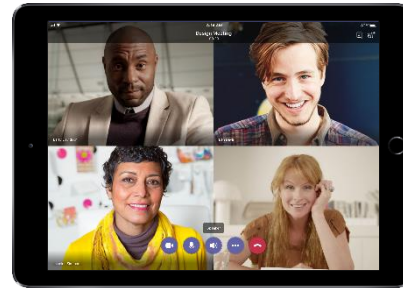
Stay connected with consistent experience across devices

Desktop



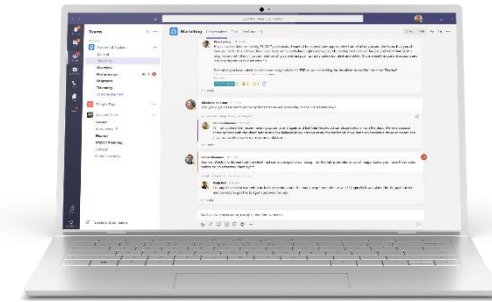
 Windows 7+

Mobile



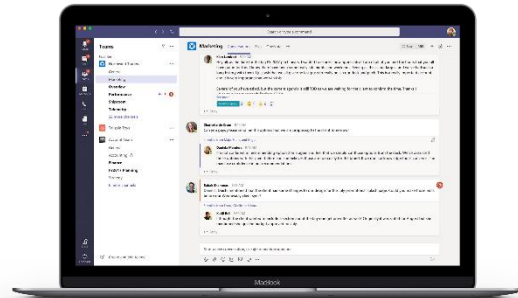
iPad

Web

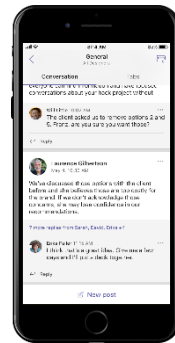


 Edge

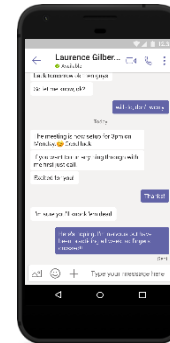
 Chrome



 OS X 10.10+



iPhone



Android



MICROSOFT PLANNER OVERVIEW



TEAMWORK
ORGANIZED



TRADITIONAL TEAMING



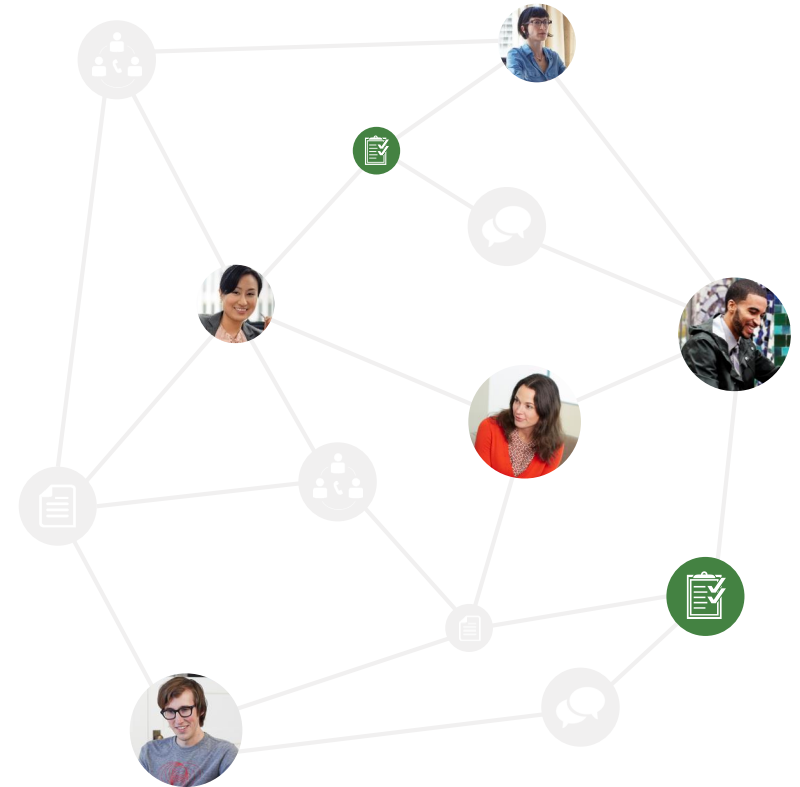
TEAMING TODAY

62% of employees work from multiple locations in a month¹

CHAOS



ORGANIZED

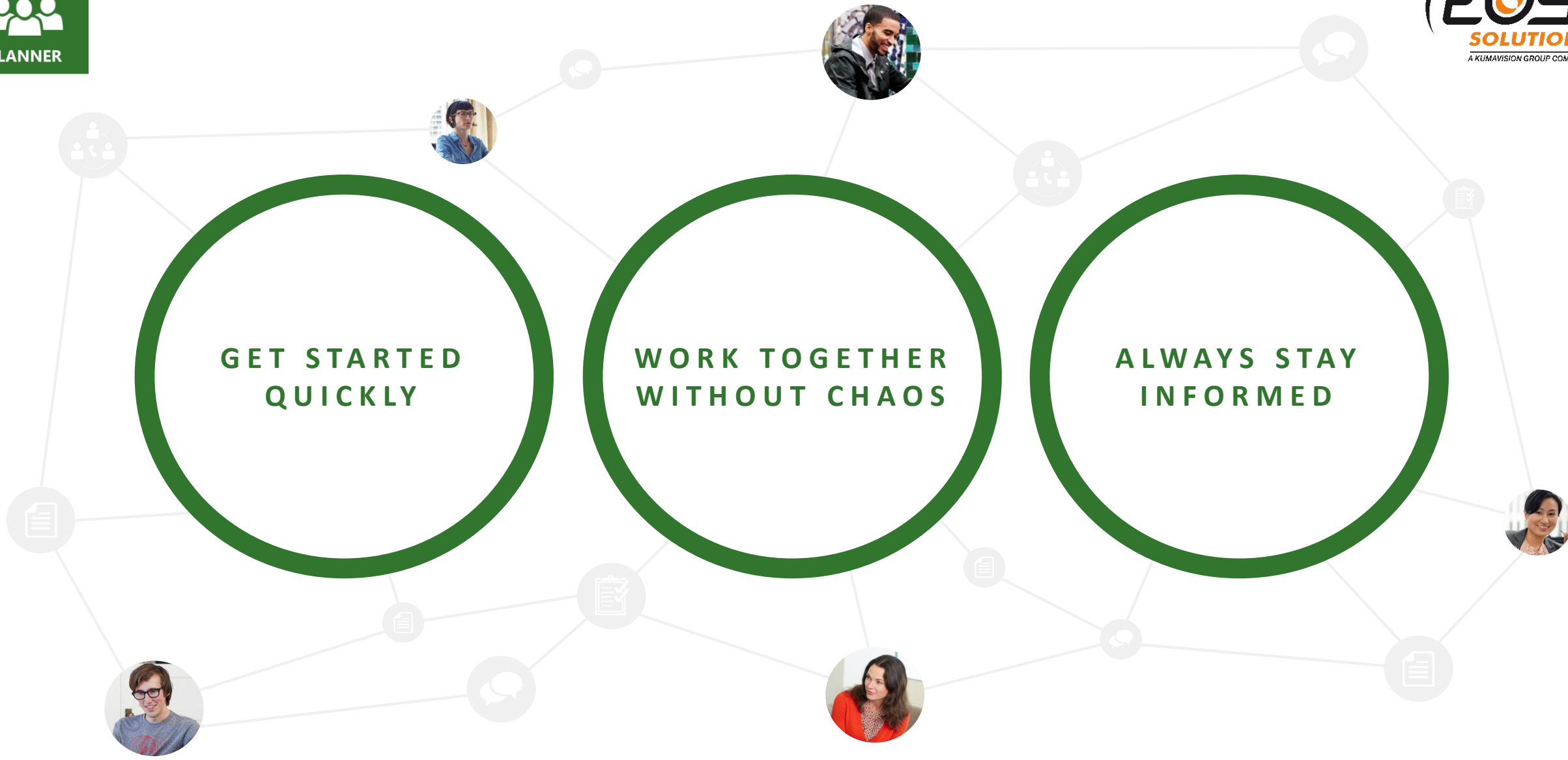


CHAOS



ORGANIZED





**GET STARTED
QUICKLY**

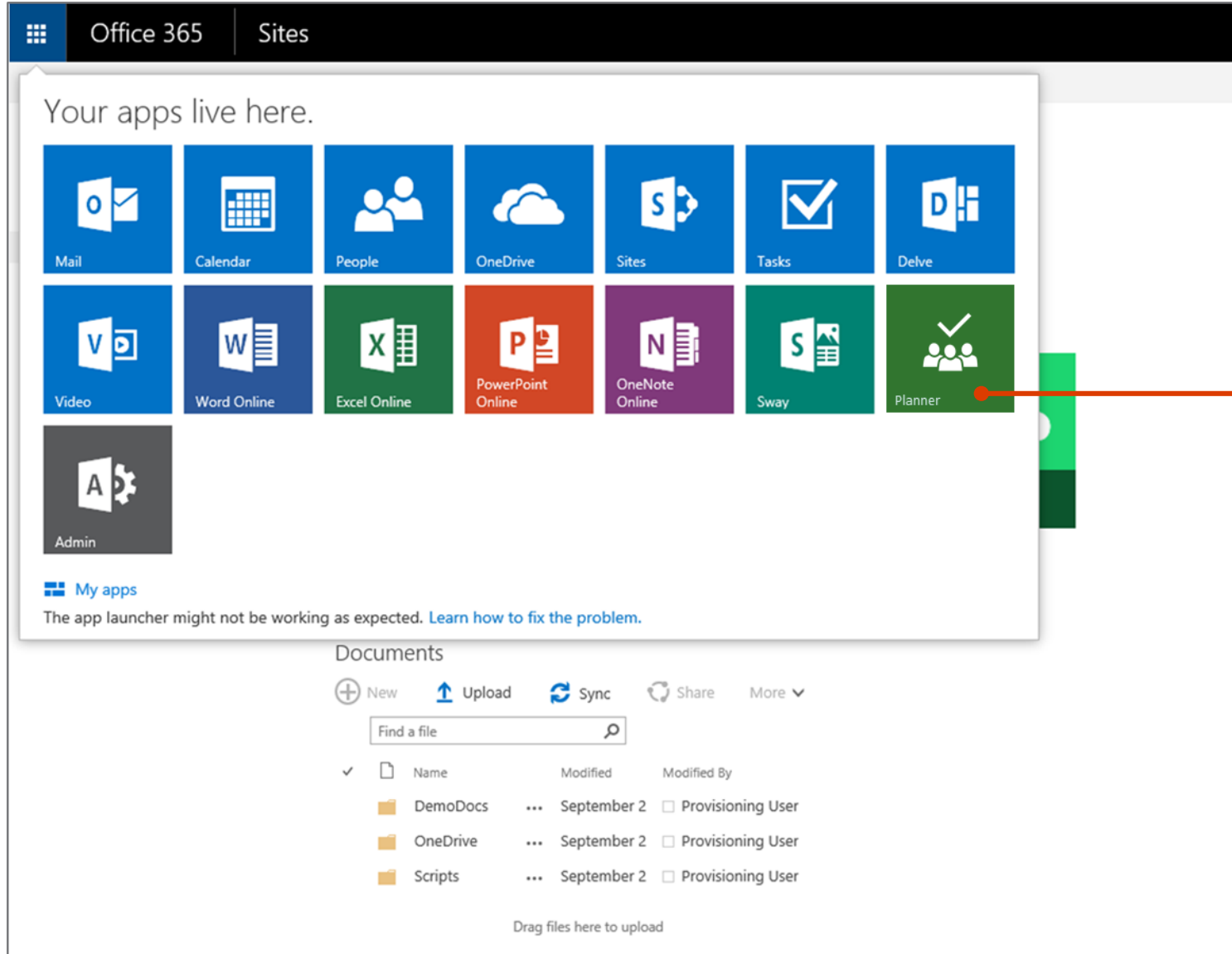
**WORK TOGETHER
WITHOUT CHAOS**

**ALWAYS STAY
INFORMED**



FOR EVERY INDIVIDUAL & TEAM



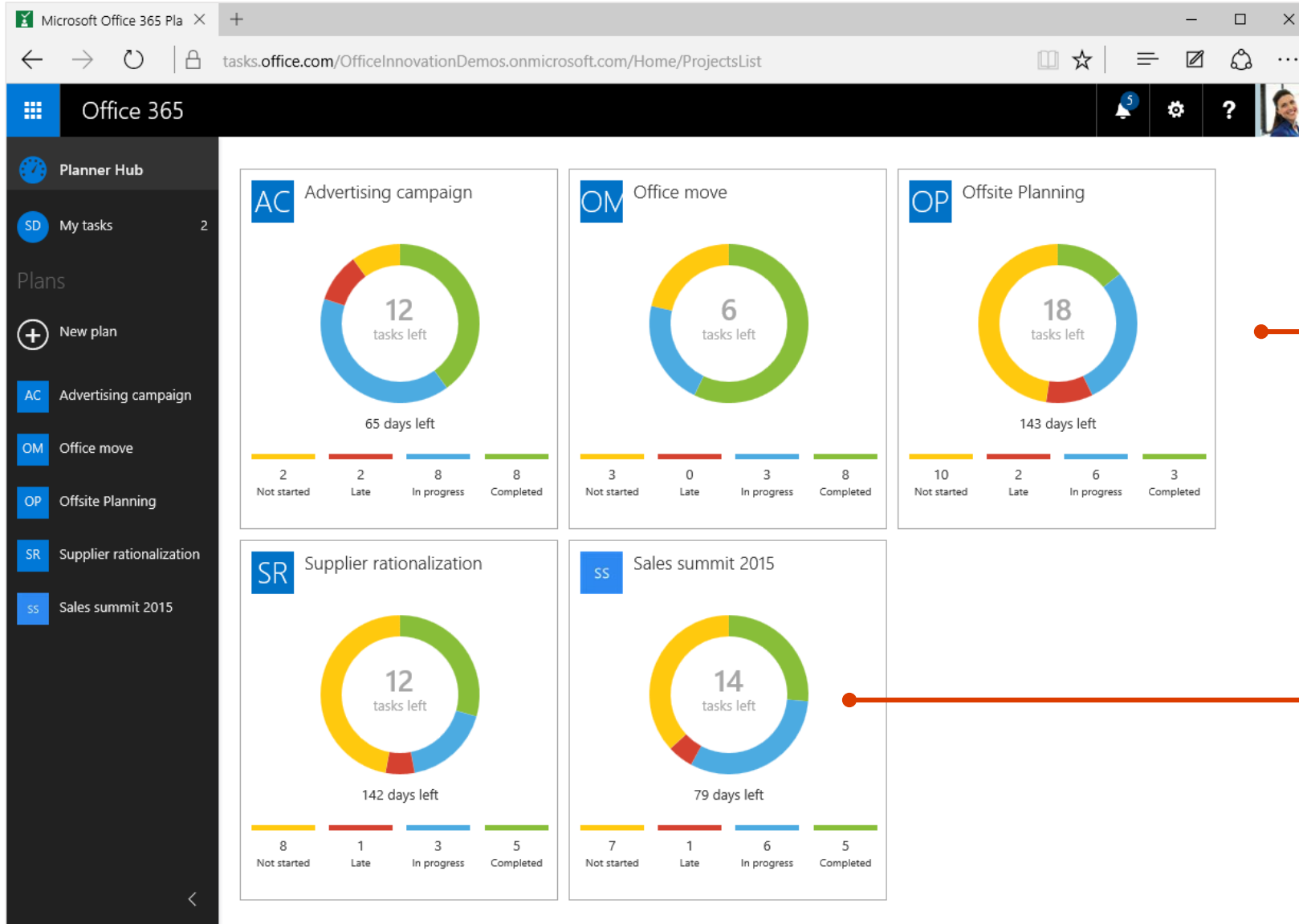


The screenshot shows the Office 365 App Switcher interface. At the top, there are tabs for 'Office 365' and 'Sites'. Below the tabs, a white panel titled 'Your apps live here.' contains a grid of application tiles. The tiles are arranged in three rows: the first row has Mail, Calendar, People, OneDrive, Sites, Tasks, and Delve; the second row has Video, Word Online, Excel Online, PowerPoint Online, OneNote Online, Sway, and Planner; the third row has a single 'Admin' tile. A red line points from the Planner tile to the right. Below the app tiles, there is a 'My apps' section with a message: 'The app launcher might not be working as expected. Learn how to fix the problem.' Below this is a 'Documents' section with a toolbar containing 'New', 'Upload', 'Sync', 'Share', and 'More'. A search bar labeled 'Find a file' is present. Below the search bar is a table listing documents:

✓	📁	Name	Modified	Modified By
		DemoDocs	September 2	Provisioning User
		OneDrive	September 2	Provisioning User
		Scripts	September 2	Provisioning User

At the bottom of the Documents section, it says 'Drag files here to upload'.

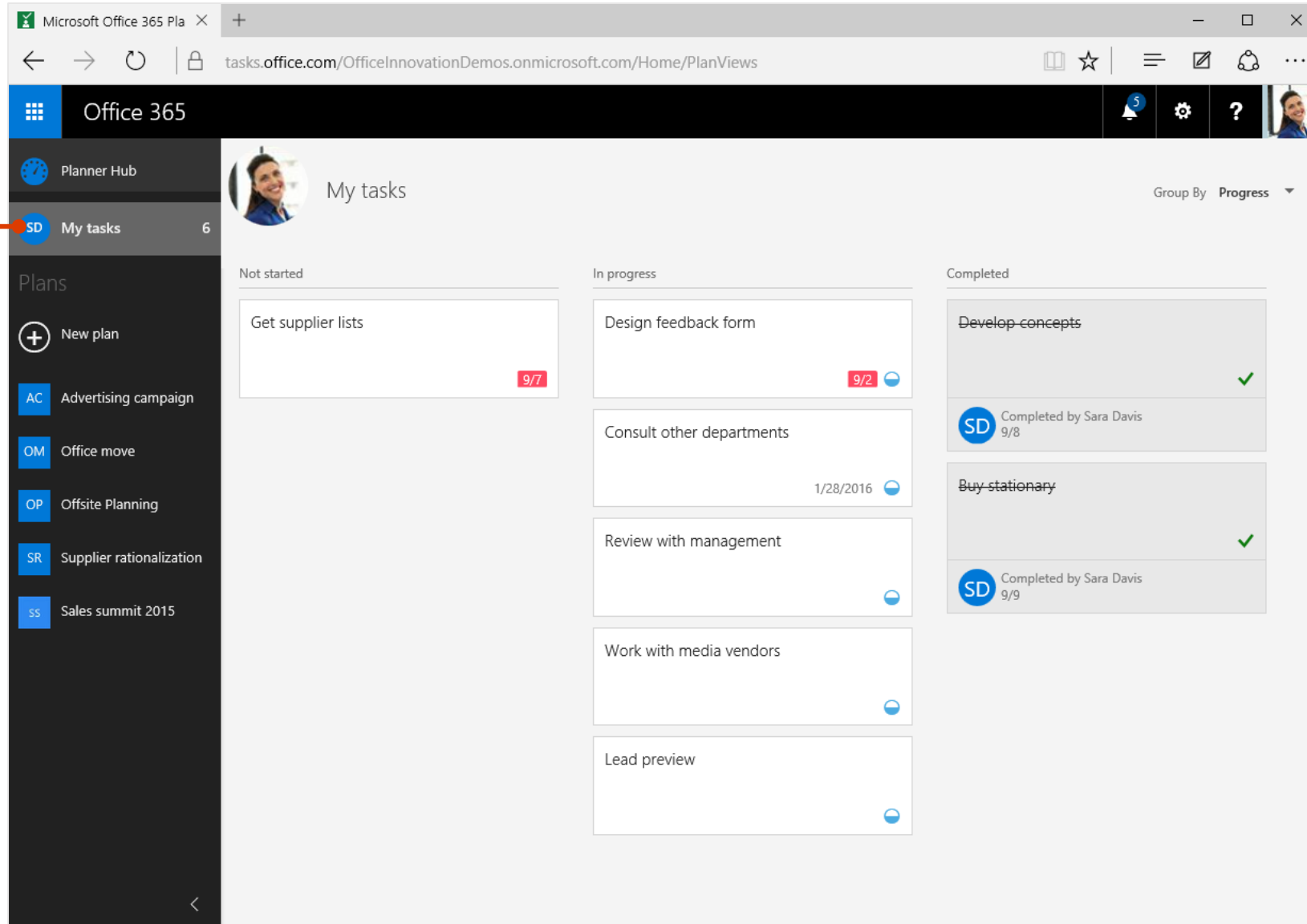
Launch Planner by simply clicking on the Planner tile in Office 365 App switcher



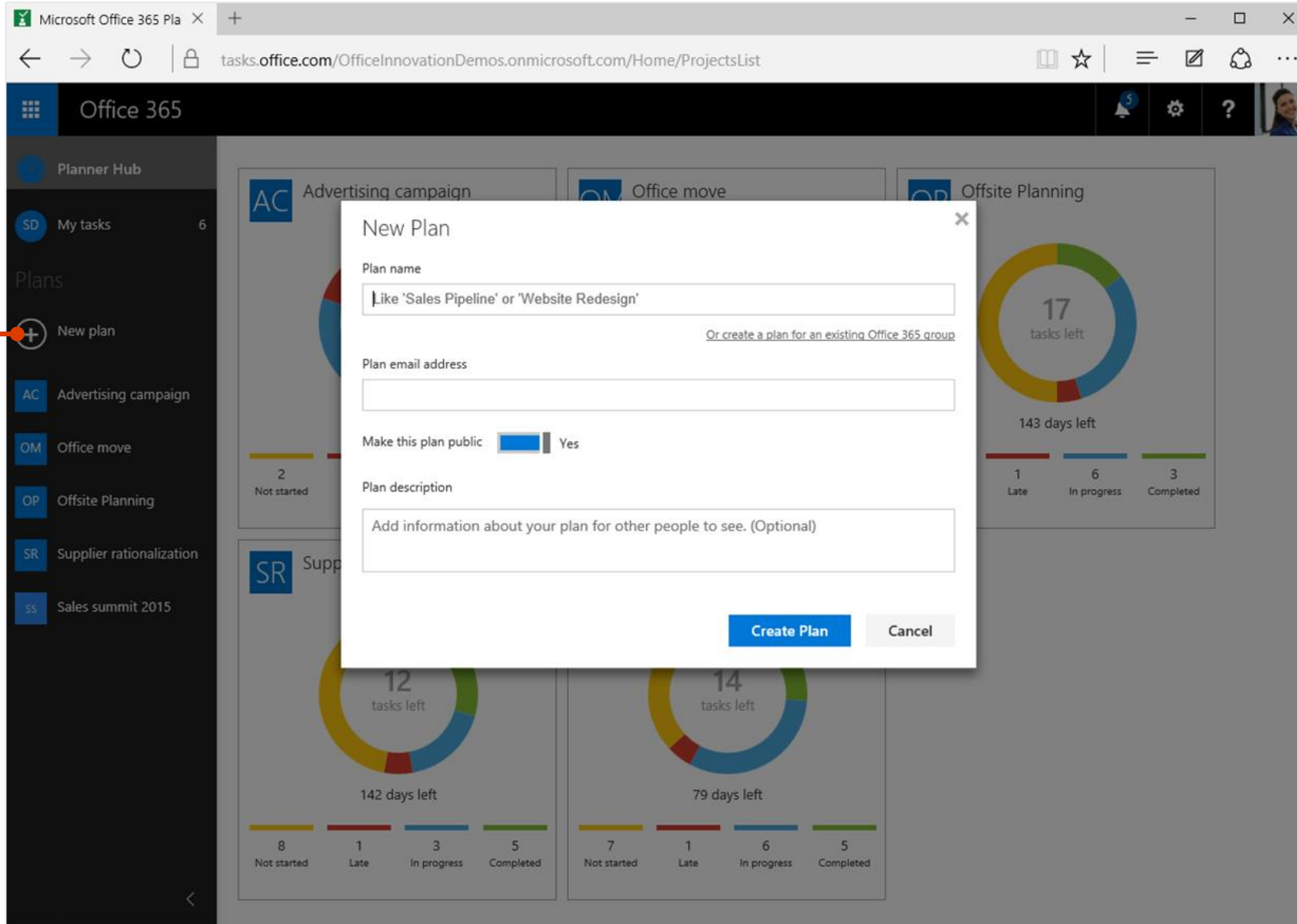
Planner Hub shows all of the plans you're working on.

Plan tiles showcase key metrics associated with every plan.

My tasks presents all tasks assigned to you, across all your plans.



The screenshot shows the Microsoft Office 365 'My tasks' interface. The browser address bar displays 'tasks.office.com/OfficeInnovationDemos.onmicrosoft.com/Home/PlanViews'. The left sidebar contains the 'Office 365' header, 'Planner Hub', and 'My tasks' (6 tasks). Below this are several plans: 'Advertising campaign', 'Office move', 'Offsite Planning', 'Supplier rationalization', and 'Sales summit 2015'. The main content area is titled 'My tasks' and is grouped by 'Progress'. It is divided into three columns: 'Not started', 'In progress', and 'Completed'. The 'Not started' column has one task: 'Get supplier lists' (due 9/7). The 'In progress' column has four tasks: 'Design feedback form' (due 9/2), 'Consult other departments' (due 1/28/2016), 'Review with management', and 'Work with media vendors'. The 'Completed' column has two tasks: 'Develop concepts' (completed by Sara Davis on 9/8) and 'Buy stationary' (completed by Sara Davis on 9/9).



The screenshot shows the Microsoft Office 365 Planner interface. A 'New Plan' dialog box is open in the center, allowing users to create a new plan. The dialog box contains the following fields and options:

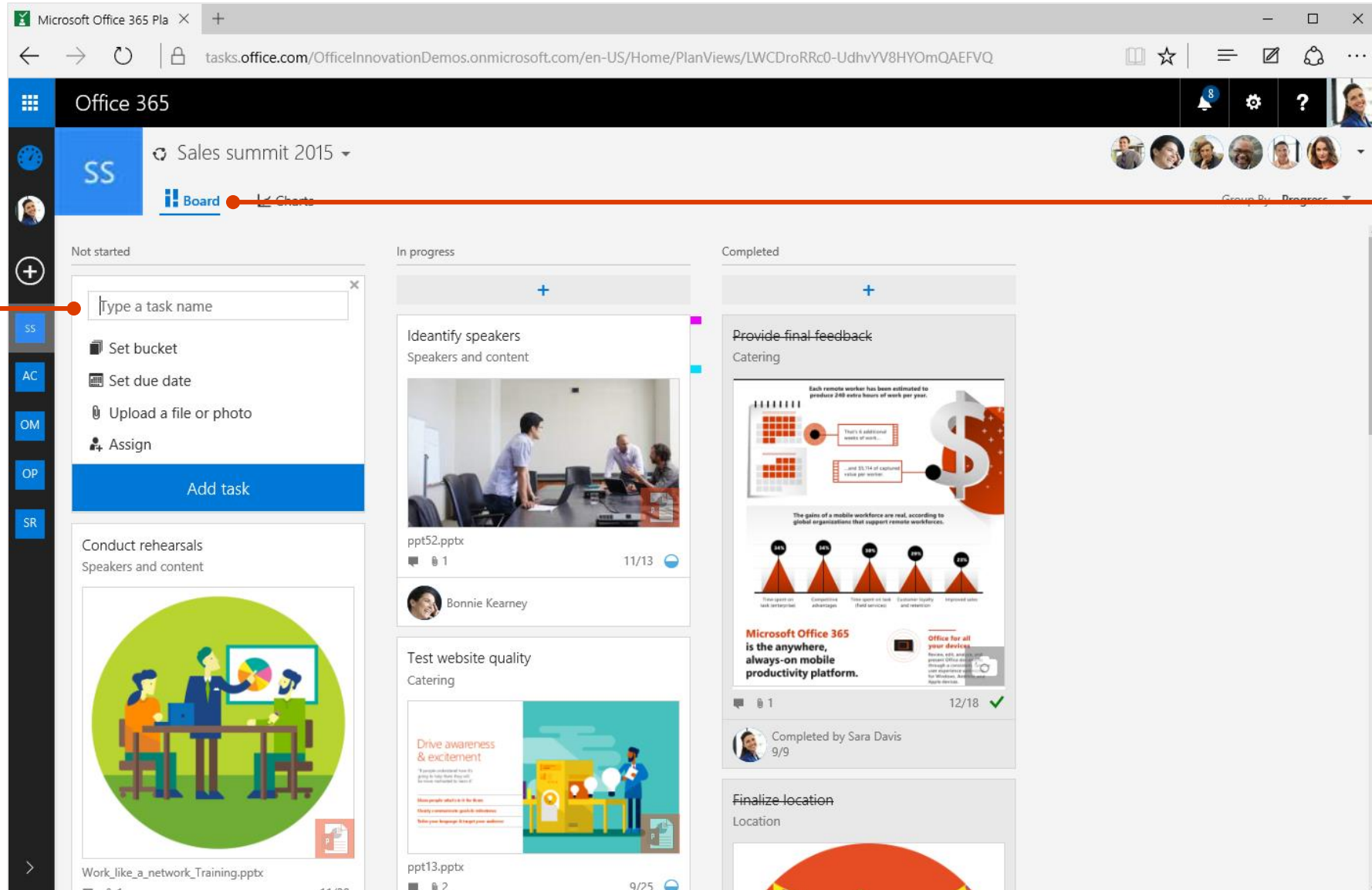
- Plan name:** A text input field with the placeholder text 'Like 'Sales Pipeline' or 'Website Redesign''. Below the field is a link: [Or create a plan for an existing Office 365 group](#).
- Plan email address:** An empty text input field.
- Make this plan public:** A toggle switch currently set to 'Yes'.
- Plan description:** A text input field with the placeholder text 'Add information about your plan for other people to see. (Optional)'.
- Buttons:** 'Create Plan' (blue) and 'Cancel' (grey).

The background interface shows a 'Planner Hub' on the left with a 'New plan' button highlighted by an orange arrow. The main area displays several project cards, each with a donut chart showing task status (Not started, Late, In progress, Completed) and the number of tasks left. For example, the 'Advertising campaign' card shows 17 tasks left and 143 days remaining.

Create a new plan
with just a single
click.

The **Board** view shows all of a plan's tasks, in columns, to help keep things organized.

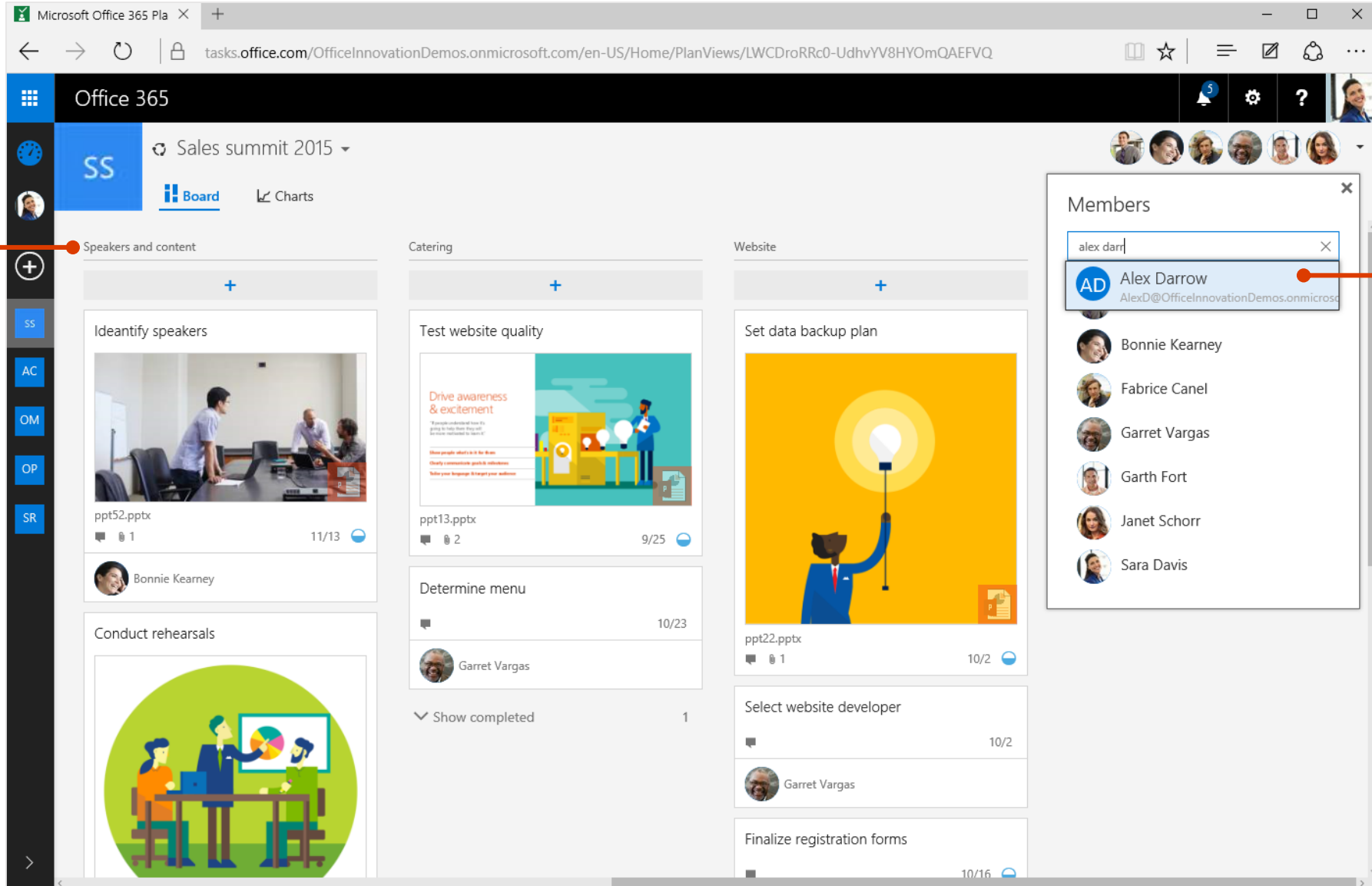
To add a task, type a task name in the box, press **Enter**, and then keep typing to add the next task.



The screenshot shows the Microsoft Office 365 Plan view in Board view. The browser address bar displays the URL: `tasks.office.com/OfficeInnovationDemos.onmicrosoft.com/en-US/Home/PlanViews/LWCdroRRc0-UdhvYV8HYOmQAEFVQ`. The page title is "Office 365". The main content area is divided into three columns: "Not started", "In progress", and "Completed".

- Not started:** A task input box at the top contains the text "Type a task name". Below it are four options: "Set bucket", "Set due date", "Upload a file or photo", and "Assign". A blue "Add task" button is at the bottom. Below the input box, there is a task card titled "Conduct rehearsals" with the subtext "Speakers and content" and a circular image of people in a meeting.
- In progress:** Contains two task cards. The first is "Identify speakers" with subtext "Speakers and content", a photo of a meeting, and a file "ppt52.pptx" (11/13) by Bonnie Kearney. The second is "Test website quality" with subtext "Catering", a promotional image for Microsoft Office 365, and a file "ppt13.pptx" (9/25).
- Completed:** Contains two task cards. The first is "Provide final feedback" with subtext "Catering", a large infographic about remote work productivity, and a file "Microsoft Office 365 is the anywhere, always-on mobile productivity platform." (12/18) completed by Sara Davis (9/9). The second is "Finalize location" with subtext "Location" and a partial image of a globe.

Sort tasks into **buckets** to help break things up into departments, phases, or whatever makes the most sense.

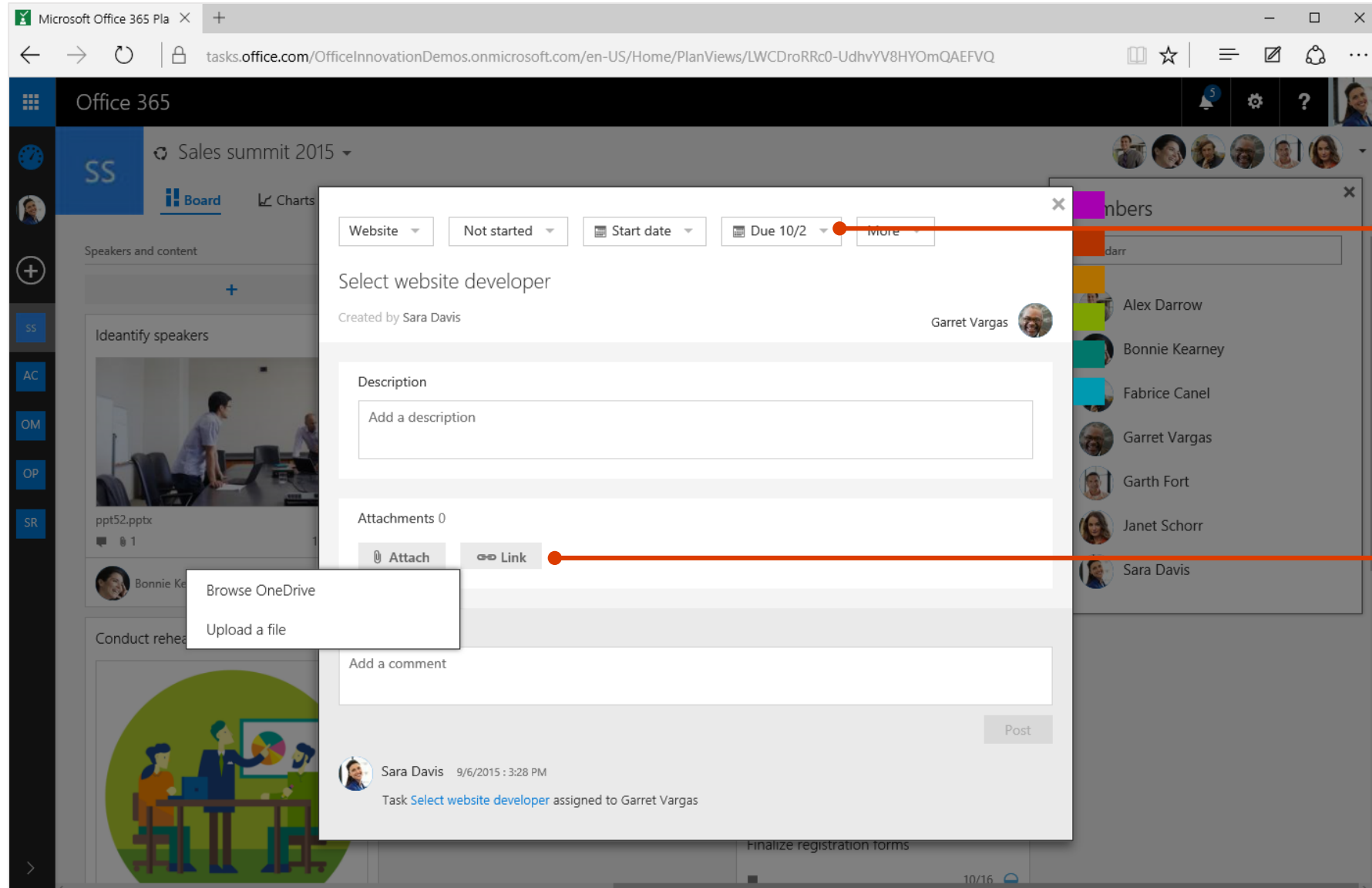


The screenshot shows the Microsoft Office 365 Planner interface for a project named "Sales summit 2015". The interface is organized into three columns: "Speakers and content", "Catering", and "Website".

- Speakers and content:** Contains tasks like "Identify speakers" (with a video thumbnail and ppt52.pptx attachment) and "Conduct rehearsals" (with a circular illustration). Bonnie Kearney is assigned to the first task.
- Catering:** Contains tasks like "Test website quality" (with a slide thumbnail and ppt13.pptx attachment) and "Determine menu" (with Garret Vargas assigned).
- Website:** Contains tasks like "Set data backup plan" (with a lightbulb illustration and ppt22.pptx attachment) and "Select website developer" (with Garret Vargas assigned).

A "Members" panel is open on the right, showing a list of team members. The search bar contains "alex darl" and "Alex Darrow" is highlighted. Other members listed include Bonnie Kearney, Fabrice Canel, Garret Vargas, Garth Fort, Janet Schorr, and Sara Davis.

Add new members in a few simple clicks.

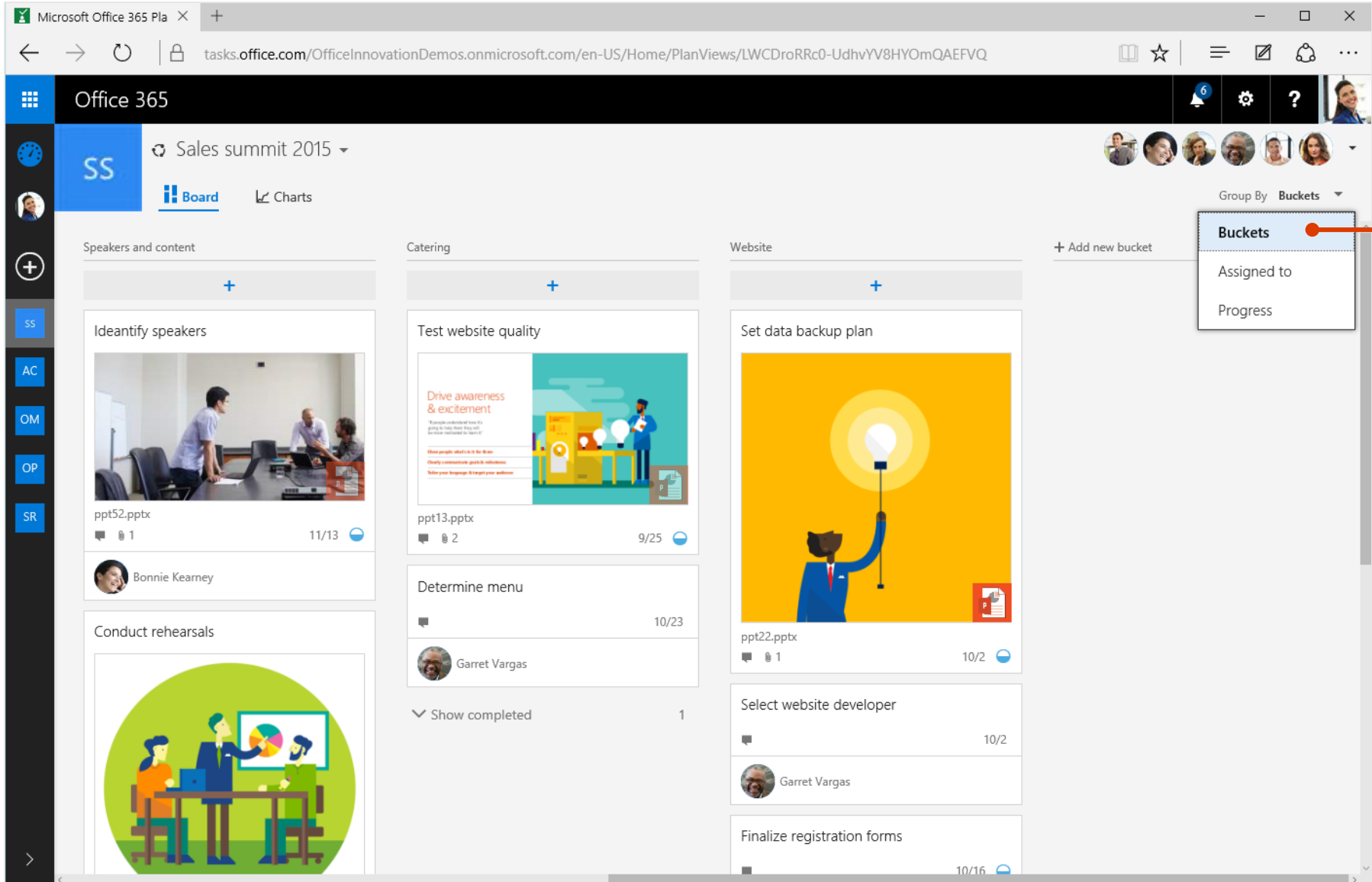


The screenshot shows the Microsoft Office 365 Planner interface. A task titled "Select website developer" is selected, and a modal form is open for editing. The form includes fields for "Website" (set to "Not started"), "Start date", and "Due" (set to "10/2"). Below these are sections for "Description" (with a text input field), "Attachments 0" (with "Attach" and "Link" buttons), and "Add a comment" (with a text input field and a "Post" button). A comment from Sara Davis is visible at the bottom of the modal, stating "Task Select website developer assigned to Garret Vargas".

Click a task to give it a **due date**. If the task has a start date, you can add that too.

Attach **files and links** to tasks to make it easy for all team members to find things and collaborate.

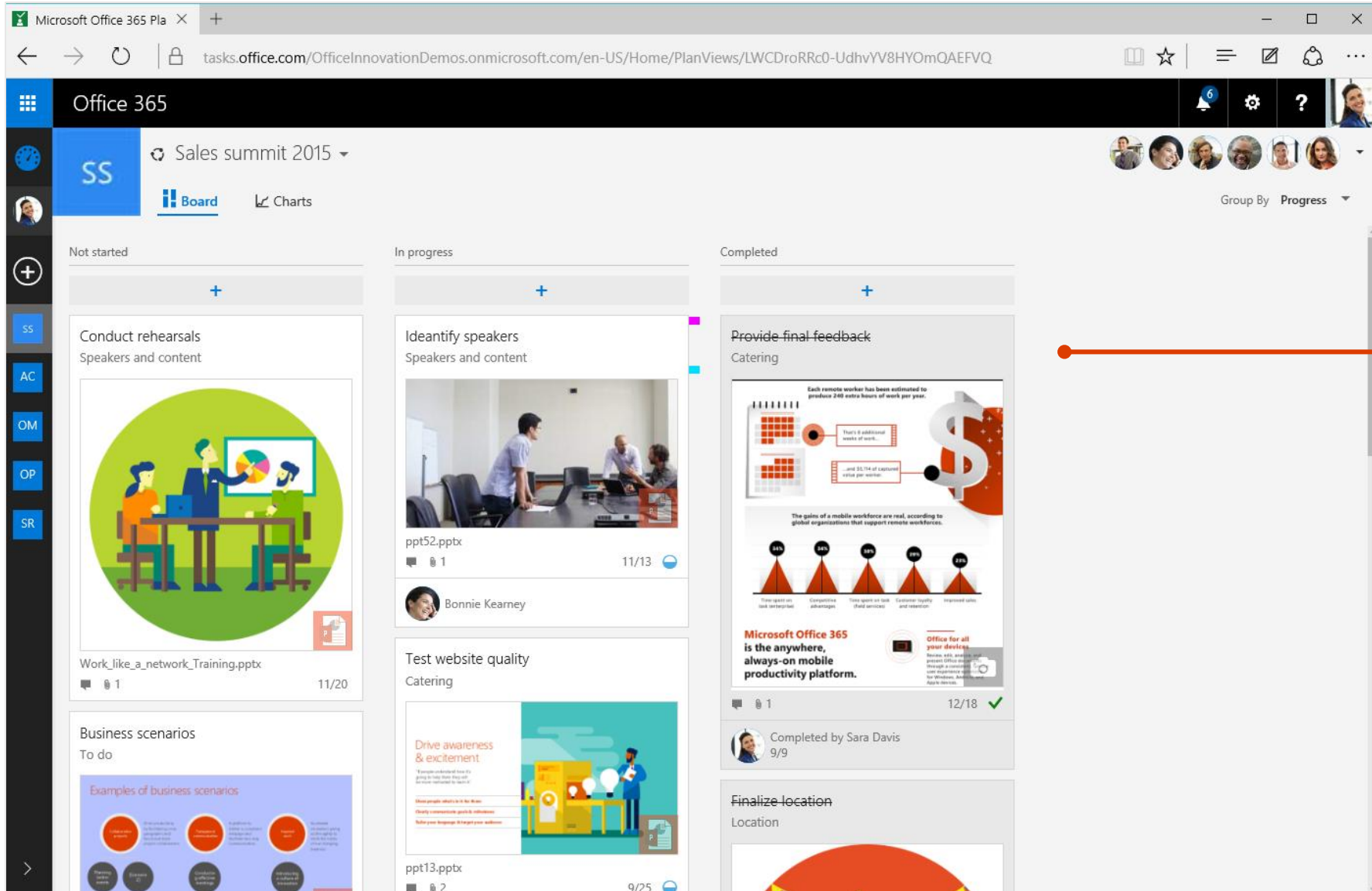
Group tasks by buckets, assignments, or progress for different views of your plan.



The screenshot shows the Microsoft Office 365 Plan View interface for a project titled "Sales summit 2015". The interface is organized into three main columns: "Speakers and content", "Catering", and "Website".

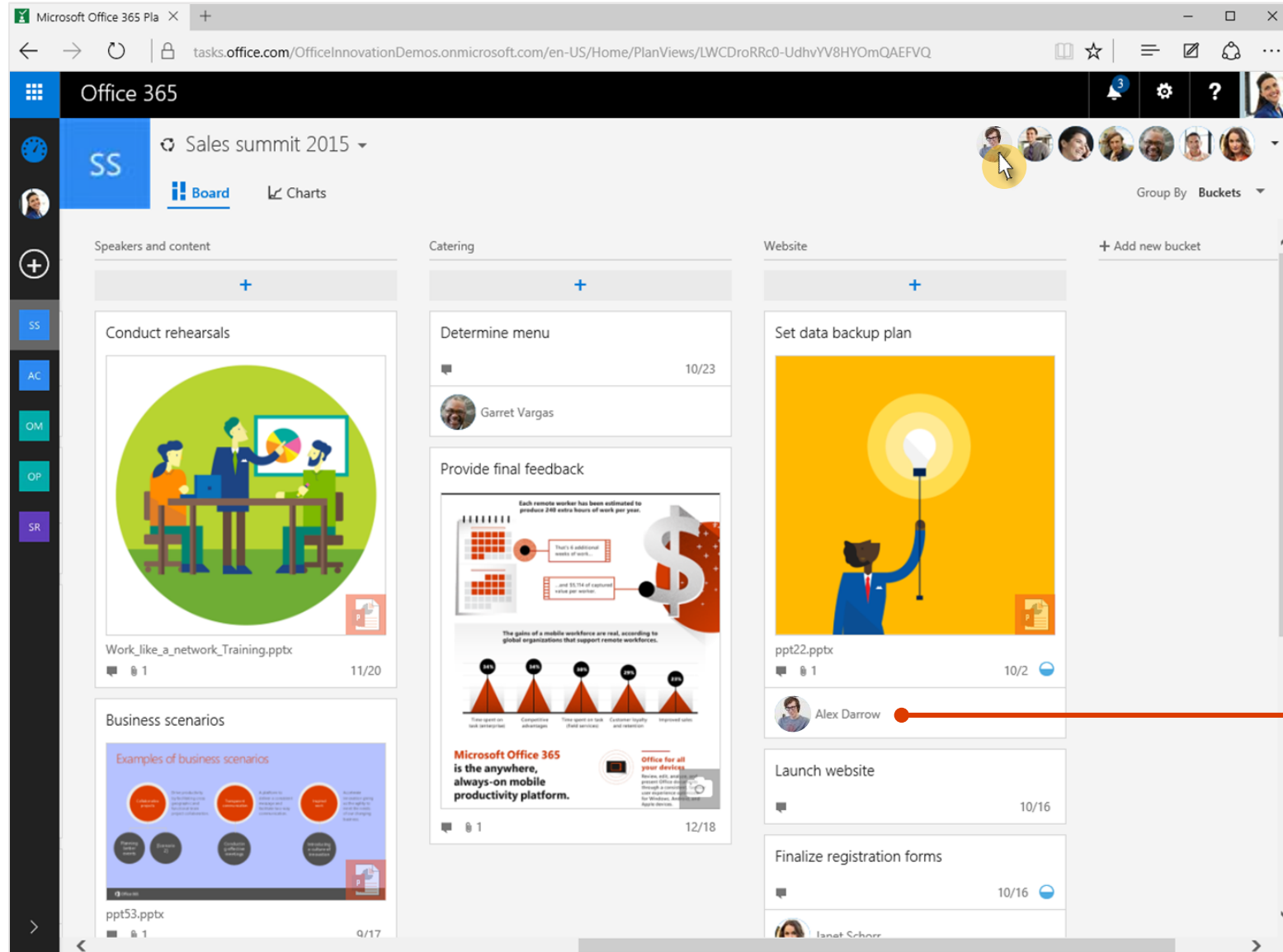
- Speakers and content:** Contains tasks such as "Identify speakers" (ppt52.pptx, 11/13) by Bonnie Kearney and "Conduct rehearsals".
- Catering:** Contains tasks such as "Test website quality" (ppt13.pptx, 9/25) and "Determine menu" (10/23) by Garret Vargas. A "Show completed" filter is set to 1.
- Website:** Contains tasks such as "Set data backup plan" (ppt22.pptx, 10/2) and "Select website developer" (10/2) by Garret Vargas, and "Finalize registration forms" (10/16).

A dropdown menu is open on the right side, showing options to "Group By": "Buckets", "Assigned to", and "Progress". A red line points from the text on the right to the "Buckets" option in the dropdown.



The screenshot shows the Microsoft Office 365 Planner interface in 'Board' view. The top navigation bar includes the Office 365 logo, a clock icon, and the current view 'Sales summit 2015'. Below this, there are tabs for 'Board' and 'Charts', and a 'Group By' dropdown menu set to 'Progress'. The main workspace is divided into three columns: 'Not started', 'In progress', and 'Completed'. Each column contains task cards with titles, descriptions, and progress indicators. For example, in the 'Completed' column, a task titled 'Provide final feedback' is shown with a progress bar at 12/18 and a checkmark. The interface also features a left-hand navigation pane with icons for various Office 365 apps (SS, AC, OM, OP, SR) and a top-right area with user avatars and a search icon.

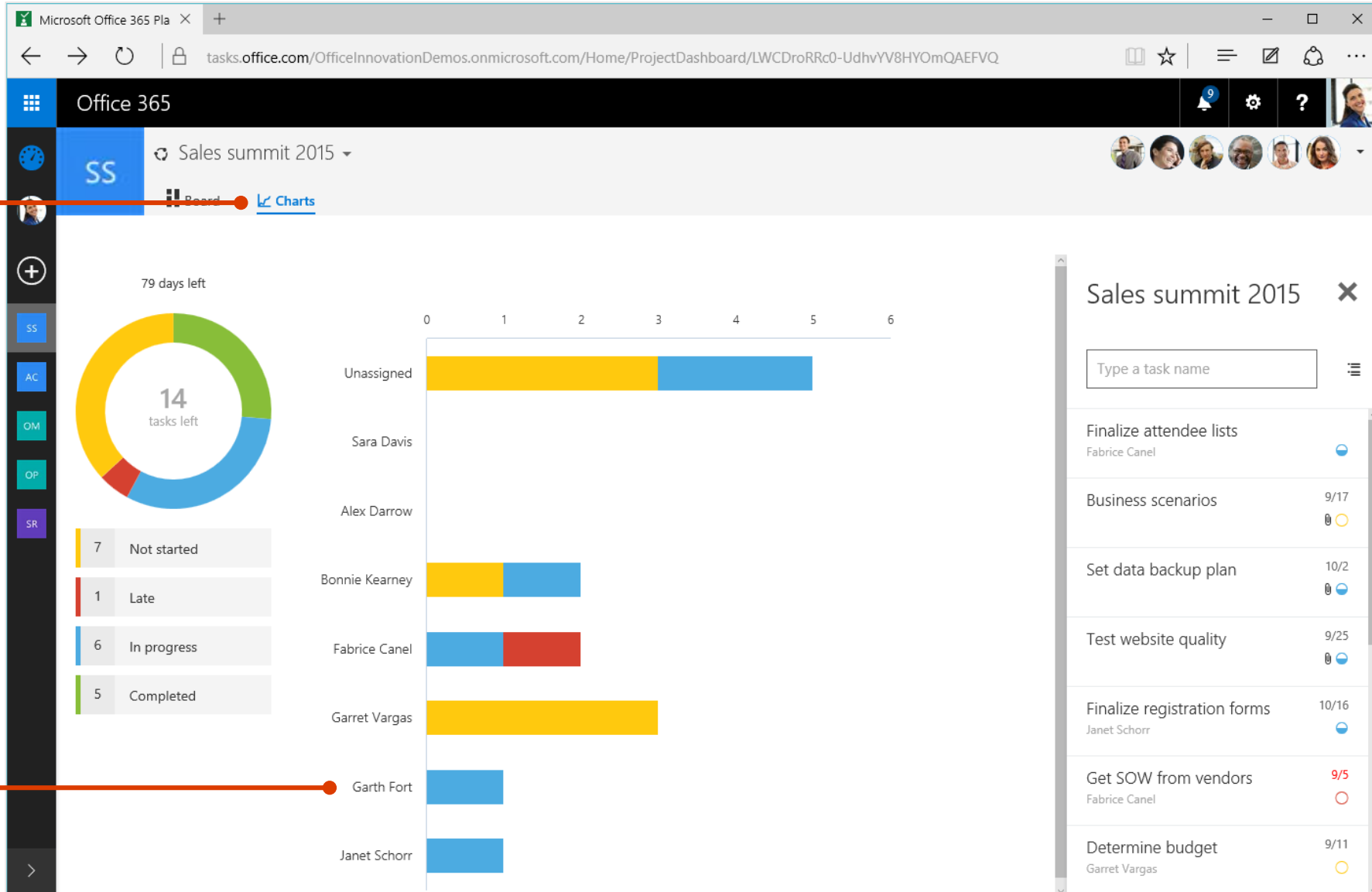
In the **Board** view, when grouped by **Progress**, drag tasks between the columns to change status.



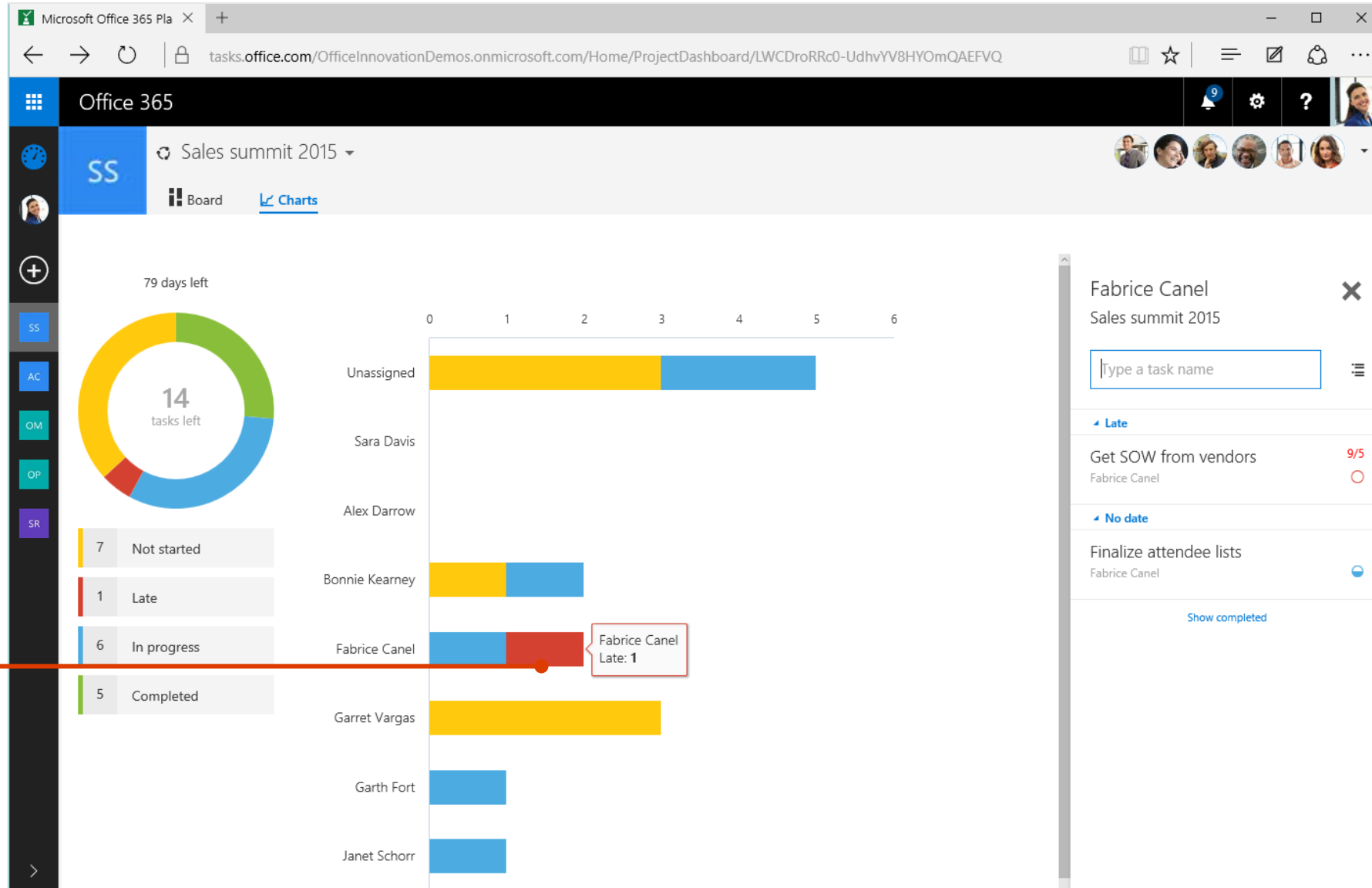
The screenshot shows the Microsoft Office 365 Planner interface. At the top, the browser address bar displays the URL: `tasks.office.com/OfficeInnovationDemos.onmicrosoft.com/en-US/Home/PlanViews/LWCDroRRc0-UdhvYV8HYOmQAEFVQ`. The main header includes the Office 365 logo, a calendar icon, the text "Sales summit 2015", and a user profile picture. Below the header, there are three main columns representing different task buckets: "Speakers and content", "Catering", and "Website". Each bucket contains several task cards with titles, dates, and assignees. For example, in the "Speakers and content" bucket, there is a task "Conduct rehearsals" with a date of 11/20 and a file icon labeled "Work_like_a_network_Training.pptx". In the "Catering" bucket, there are tasks like "Determine menu" (10/23) assigned to "Garret Vargas" and "Provide final feedback" (12/18) with a detailed infographic. The "Website" bucket includes tasks like "Set data backup plan" (10/2) assigned to "Alex Darrow", "Launch website" (10/16), and "Finalize registration forms" (10/16) assigned to "Janet Schorr". A red arrow points from the text on the right to the profile picture of Alex Darrow, which is being dragged onto the "Set data backup plan" task card.

Assign a task to someone by simply dragging their profile picture from the top right onto the task.

The **Charts** view shows how your plan is progressing, with assignment details.

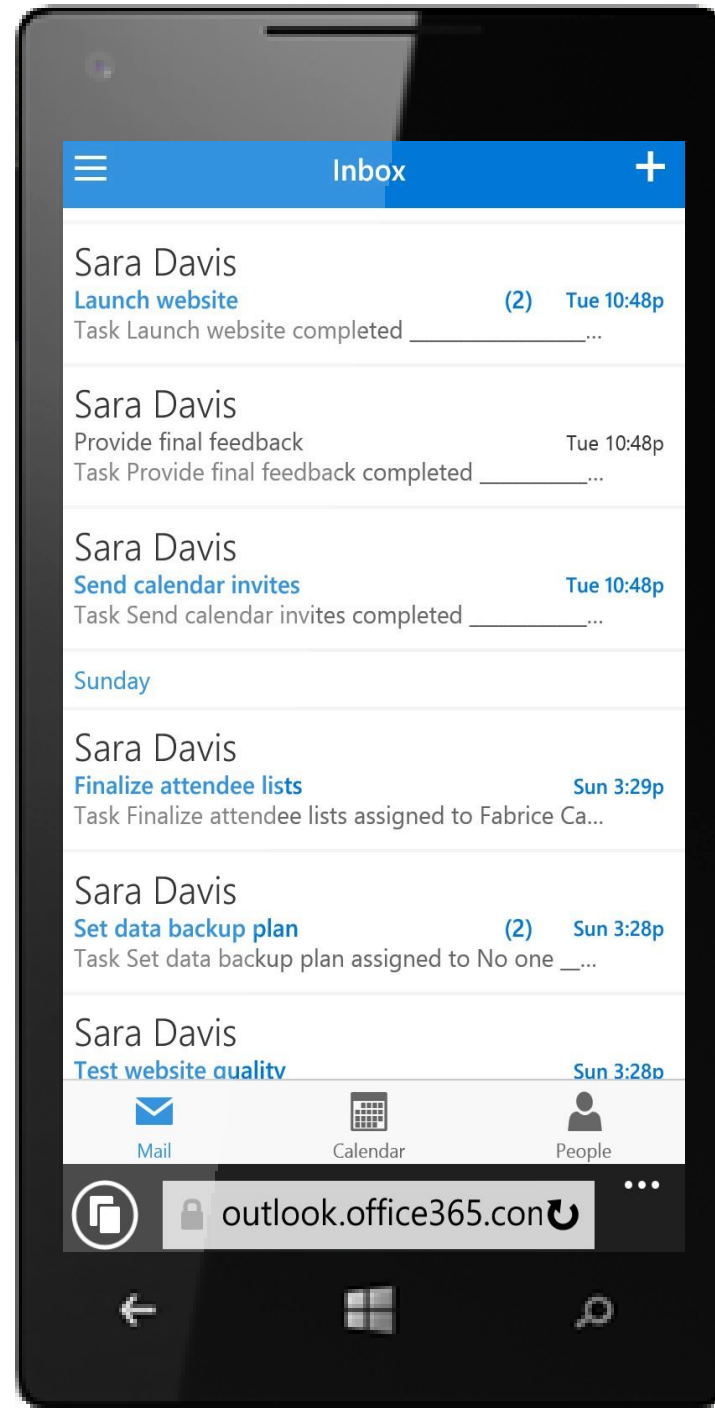
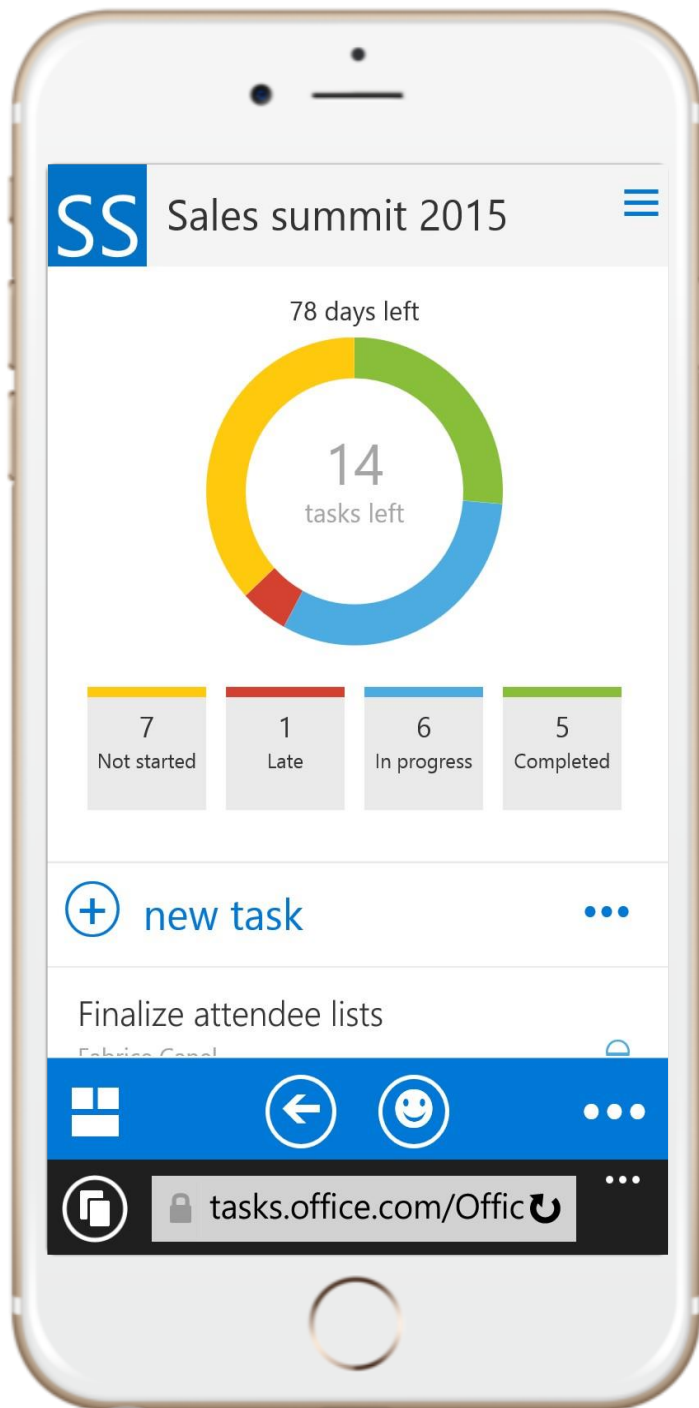


Quickly see things like who needs some help, which tasks are running late, and what's left to do overall.



Clicking the red section of a team member's bar to see that person's tasks, grouped by progress, with late tasks listed first.

Access your plans and task assignment email notifications via any mobile device.



Safeguard your business



Taking a layered approach to security

Protection from threats



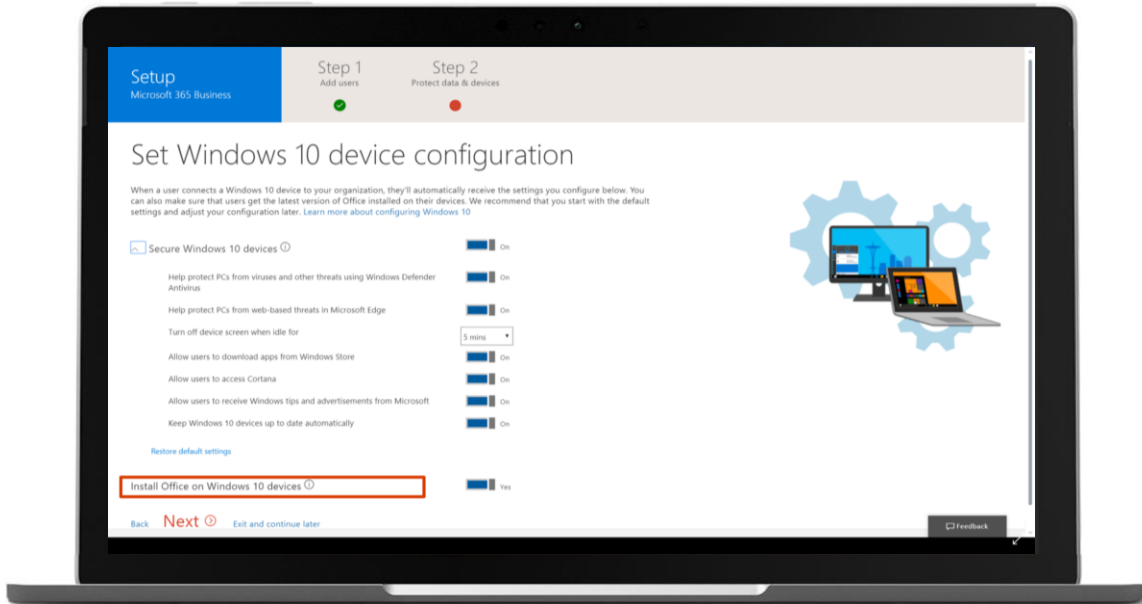

Protection from data leaks



Control data access



Simplified for you



Easily set up devices

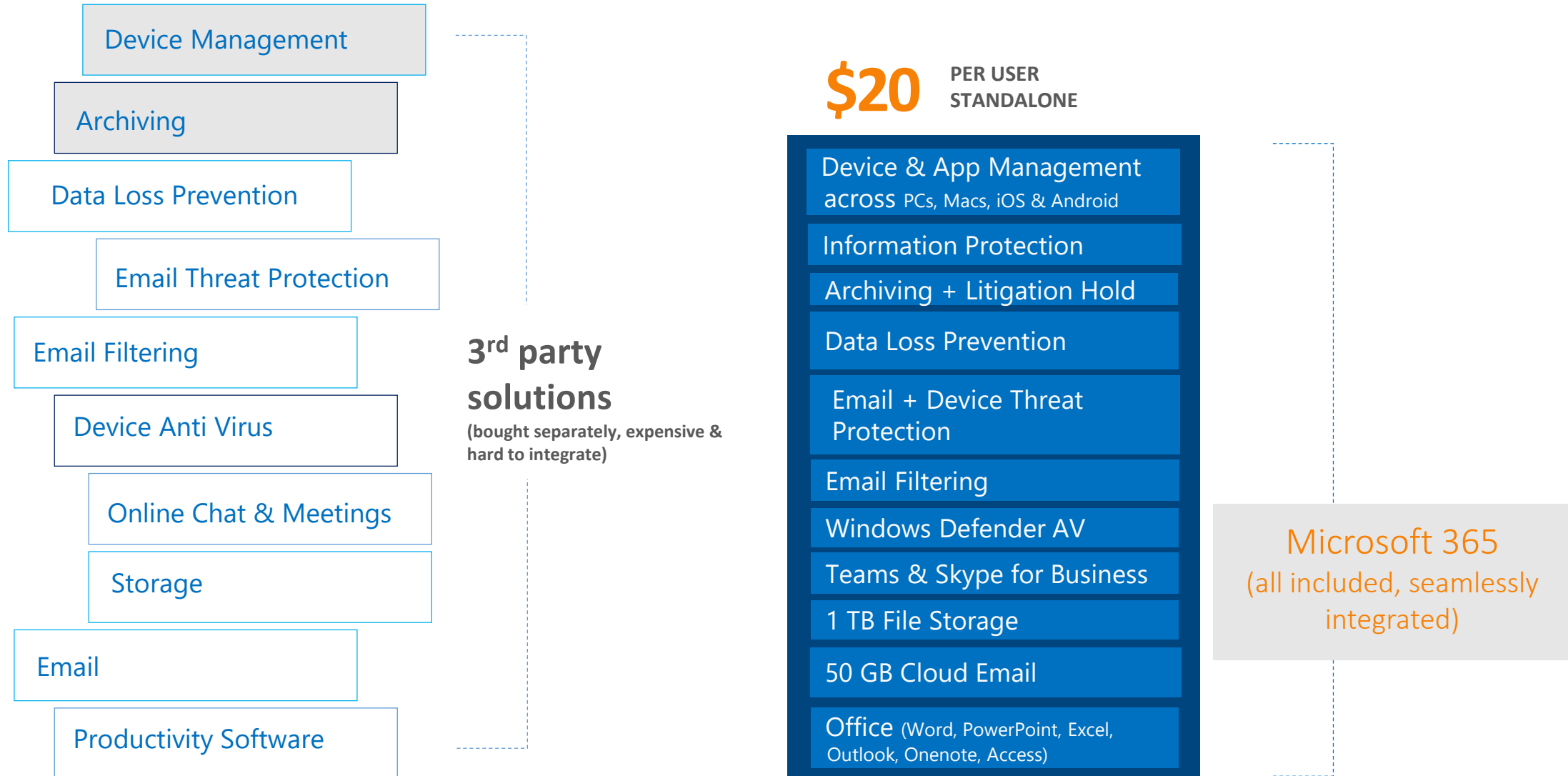


Manage users **devices and data**



Seamlessly **integrate security**

Microsoft 365 – One subscription for Productivity + Security + Device Management



Microsoft 365 Business

Securely run and grow your business

Get more done

Increase productivity with intelligent tools built into the Office you love along with enterprise grade email and file storage.



Intelligent tools



Work on the go



Access to all your files online

Work better together

Collaborate, share, and communicate with flexible tools that go where your team goes.



Bring together teams and resources



Connect with customers, coworkers, and suppliers



Work anywhere from any device

Build your business

Get more customers and improve the efficiency of your business operations



Build stronger customer relationships



Schedule appointments with your customers



Optimize your business planning

Safeguard your data

Help protect your company against external threats and data leaks with built-in privacy compliance tools.



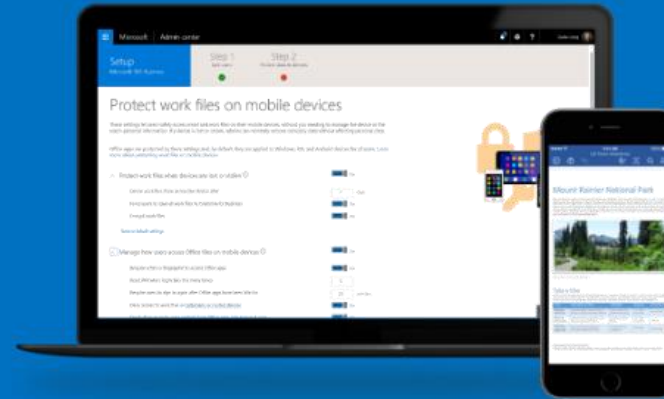
Protection from threats



Protection from data leaks



Control data access



Simplified for you

Easily setup and manage your users, devices and data, giving you more time to focus on your business.



Easily set up devices



Manage users devices and data



Seamlessly integrate security

Grazie!

